

**IMPORTANT INSTRUCTIONS RELATED TO POST GRADUATE COMMON ENTRANCE TEST – 2013 AND SEAT ALLOTMENT PROCESS.**

**PRECEDING TO ENTRANCE TEST**

1. The information / particulars furnished by the candidates in their 'PGCET-2013' online application form are FINAL for admissions to MBA, MCA, ME/ M.Tech / M.Arch courses for the year 2013-14.
2. Before claiming eligibility for Government seats, make sure that you satisfy any one of the eligibility clauses detailed in Item – 6 of Chapter – I of the brochure. The candidates who do not satisfy any one of the eligibility clauses will not be eligible for admission to Government seats.
3. If the information submitted by the candidates in the online application form or any other document submitted by the candidate / parents are found to be false / incorrect, such candidate's seat will be cancelled at any point of time during his / her course of study and criminal proceedings will be initiated by the Government against such candidate.

**DURING THE ENTRANCE TEST**

1. The Post Graduate Common Entrance Test for admissions to MCA, M.E. / M.Tech / M.Arch courses will be held as per the schedule notified.
2. There will be no PGCET in Karnataka for 2013-14 for admission to MBA courses. MBA admissions will be based only on CMAT conducted by AICTE. (Detailed procedure will be informed shortly)
3. The candidates must appear for Post Graduate Common Entrance Test for admission to MCA, M.E. / M. Tech / M. Arch courses as per the schedule conducted by the Karnataka Examinations Authority.
4. The candidates should read the instructions printed on the OMR answer sheet before answering. The candidates have to mark the correct answers on the OMR answer sheet using BLUE OR BLACK INK BALL POINT PEN ONLY.
5. After completion of the test, the candidates must affix their LEFT HAND THUMB IMPRESSION in the space provided on the bottom portion of OMR answer sheet before handing over the same to the room invigilator.
6. After completion of the test, the candidates will be allowed to carry replica of the filled OMR answer sheet. Such replicas should be preserved for a period of one year.
7. THERE WILL BE NO NEGATIVE MARKING IN RESPECT OF WRONG ANSWERS BUT MARKS WILL NOT BE AWARDED IN RESPECT OF MORE THAN ONE ANSWER INDICATED AGAINST A QUESTION BY A CANDIDATE ON THE OMR ANSWER SHEET.

## **AFTER ENTRANCE TEST**

1. The ANSWER KEY will be published within three days after the completion of the entrance test on the KEA website. The candidates / parents / lecturers, can file their objections, if any, within three days in respect of any of the published answer key, along with all the supporting documents & justification. Objections filed by the candidates without justification shall not be considered. Objections received after the last date fixed shall not be considered. Objections received by the KEA will be placed before an Expert Committee, whose decision will be final in this regard.
2. The merit list will be prepared separately for MCA, ME / M.Tech / M.Arch solely on the basis of the marks obtained in the Post Graduate Common Entrance Test without taking the marks obtained by the candidates in the qualifying examination. The qualifying examination marks is considered only for eligibility. Therefore, the candidates are advised to attend the counseling only if they have the requisite percentage of marks in the qualifying examination. (i.e., should have obtained 50% of aggregate minimum marks taken together in all the subjects for all the years of the Degree examination. 45% of aggregate marks in all the subjects for all the years in the Degree examination in case of candidates belonging to SC, ST and Category-I). Therefore, mere assignment of merit / a rank to a candidate does not confer any right to select a seat.
3. The merit list will be prepared for MBA will be based on the CMAT marks / ranks.
4. All the candidates (GM, SC, ST Category – I and OBC category candidates) must compulsorily produce the STUDY CERTIFICATE obtained from the heads of the institutions where the candidates have passed the 10th standard / SSLC examination / PUC / Degree Examination, by mentioning the Standards, Academic years as per the admission register of the institution. (Refer Appendix for study certificate proforma)
5. Candidates belonging to reserved categories should submit caste / income certificate as the case may be, issued by the Tahasildar in Form 'D' for SC, ST, in Form 'E' for Category-I and in Form 'F' for 2A, 2B, 3A and 3B categories.
6. Please read the refund and forfeiture conditions detailed in this brochure carefully.
7. KEA will publish on its website all the details of candidates who have selected seats under reserved category for MBA, MCA, ME / M.Tech / M.Arch courses, such as candidate's name, father's name, category under which seat selected, annual income of the parent etc., after the casual vacancy round.
8. If a candidate does not surrender the seat to KEA during casual vacancy seat selection round on or before his / her turn comes, he / she deemed to have got admitted to the seat selected by him / her.
9. If a candidate decides to surrender his / her seat, he / she has to surrender the seat only to KEA. Merely not reporting to the selected college should not be presumed by the candidate that he / she has surrendered the seat to KEA.

**ಸ್ನಾತಕೋತ್ತರ ಸಾಮಾನ್ಯ ಪ್ರವೇಶ ಪರೀಕ್ಷೆ 2013 ಮತ್ತು ಸೀಟು ಆಯ್ಕೆ ಪ್ರಕ್ರಿಯೆಗೆ ಸಂಬಂಧಿಸಿದಂತೆ ಮುಖ್ಯ ಸೂಚನೆಗಳು**

**ಪರೀಕ್ಷಾ ಪೂರ್ವ ಸಿದ್ಧತೆ**

1. 2013ನೇ ಸಾಲಿಗೆ ಎಂಬಿಎ, ಎಂಸಿಎ, ಎಂಇ/ಎಂ.ಟೆಕ್/ಎಂ.ಆರ್ಕಿಟೆಕ್ಚರ್ ಕೋರ್ಸುಗಳ ಪ್ರವೇಶಕ್ಕೆ ಪಿಜಿಸಿಇಟಿ 2013ರ ಆನ್‌ಲೈನ್ ಮೂಲಕ ಸಲ್ಲಿಸುವ ಅರ್ಜಿಯಲ್ಲಿ ಅಭ್ಯರ್ಥಿಗಳು ನೀಡುವ ಎಲ್ಲ ಮಾಹಿತಿಗಳನ್ನೂ ಅಂತಿಮವೆಂದು ಪರಿಗಣಿಸಲಾಗುತ್ತದೆ.
2. ಸರ್ಕಾರಿ ಸೀಟುಗಳ ಪ್ರವೇಶಕ್ಕಾಗಿ ಬೋರ್ಡ್‌ನ ಅಧ್ಯಾಯ-1ರ ಐಟಂ-6ರಲ್ಲಿ ಎಂಬಿಎ, ಎಂಸಿಎ, ಎಂಇ/ಎಂ.ಟೆಕ್/ಎಂ.ಆರ್ಕಿಟೆಕ್ಚರ್ ಕೋರ್ಸುಗಳ ಪ್ರವೇಶಕ್ಕೆ ನೀಡಿರುವ ಅರ್ಹತಾ ಕಂಡಿಕೆಗಳನ್ನು ಪರಿಪೂರ್ಣವಾಗಿ ಓದಿ, ತಾವು ಯಾವುದಾದರೂ ಒಂದು ಅರ್ಹತಾ ನಿಯಮದ ಅಡಿಯಲ್ಲಿ ಅರ್ಹರಿದ್ದೀರಿ ಎಂದು ಖಾತ್ರಿಪಡಿಸಿಕೊಳ್ಳಬೇಕು. ಯಾವುದೇ ಅಭ್ಯರ್ಥಿಯು ಯಾವುದಾದರೊಂದು ಅರ್ಹತಾ ನಿಯಮವನ್ನು ಪೂರೈಸಲು ವಿಫಲವಾದಲ್ಲಿ ಅಂತಹ ಅಭ್ಯರ್ಥಿಯು ಸರ್ಕಾರದ ಪಾಲಿನ ಸೀಟಿಗೆ ಪ್ರವೇಶ ಪಡೆಯಲು ಅರ್ಹಗೊಳ್ಳುವುದಿಲ್ಲ.
3. ಅರ್ಜಿ ನಮೂನೆಯಲ್ಲಿ ಅಭ್ಯರ್ಥಿಗಳು ಒದಗಿಸಿರುವ ಮಾಹಿತಿಗಳು ಸುಳ್ಳು ಅಥವಾ ಅಪೂರ್ಣವಾಗಿದ್ದಲ್ಲಿ ಅಥವಾ ಅಭ್ಯರ್ಥಿ ಅಥವಾ ಅವರ ಪೋಷಕರು ಸುಳ್ಳು ಅಥವಾ ನಕಲಿ ಪ್ರಮಾಣ ಪತ್ರಗಳು ಸಲ್ಲಿಸಿದ್ದು ಕಂಡುಬಂದಲ್ಲಿ ಆ ಅಭ್ಯರ್ಥಿಯು ಸೀಟನ್ನು ವ್ಯಾಸಂಗದ ಯಾವ ಅವಧಿಯಲ್ಲಾದರೂ ರದ್ದುಗೊಳಿಸಲಾಗುವುದು ಮತ್ತು ಅಭ್ಯರ್ಥಿಯ ಮೇಲೆ ಸರ್ಕಾರವು ಕ್ರಿಮಿನಲ್ ಮೊಕದ್ದಮೆಯನ್ನು ಹೂಡಲಾಗುವುದು.

**ಪರೀಕ್ಷಾ ಸಮಯದಲ್ಲಿ**

1. ಈಗಾಗಲೇ ನೀಡಿರುವ ವೇಳಾಪಟ್ಟಿಯಂತೆ ಎಂಸಿಎ, ಎಂಇ/ಎಂ.ಟೆಕ್/ಎಂ.ಆರ್ಕಿಟೆಕ್ಚರ್ ಕೋರ್ಸುಗಳ ಪ್ರವೇಶಕ್ಕೆ ಸ್ನಾತಕೋತ್ತರ ಸಾಮಾನ್ಯ ಪ್ರವೇಶ ಪರೀಕ್ಷೆಯು ನಡೆಯುವುದು.
2. ಅಭ್ಯರ್ಥಿಗಳು ಎಂಸಿಎ, ಎಂಇ/ಎಂ.ಟೆಕ್/ಎಂ.ಆರ್ಕಿಟೆಕ್ಚರ್ ಕೋರ್ಸುಗಳ ಪ್ರವೇಶಕ್ಕೆ ಕರ್ನಾಟಕ ಪರೀಕ್ಷಾ ಪ್ರಾಧಿಕಾರವು ನಡೆಸುವ ಸ್ನಾತಕೋತ್ತರ ಸಾಮಾನ್ಯ ಪ್ರವೇಶ ಪರೀಕ್ಷೆಗೆ ಕಡ್ಡಾಯವಾಗಿ ಹಾಜರಾಗಬೇಕು.
3. ಎಂಬಿಎ ಕೋರ್ಸುಗಳ ಪ್ರವೇಶಕ್ಕೆ ಎಐಸಿಟಿಇ ಅವರು ನಡೆಸಿದ ಸಿಮ್ಯಾಟ್ ಪರೀಕ್ಷೆಯಲ್ಲಿ ಅಭ್ಯರ್ಥಿಯು ಪಡೆದ ಅಂಕಗಳನ್ನು / ರ್ಯಾಂಕ್ ಅನ್ನು ಆಧರಿಸಿ ಪ್ರವೇಶ ನೀಡಲಾಗುವುದು. (ವಿವರವಾದ ಮಾಹಿತಿಯನ್ನು ಸದ್ಯದಲ್ಲಿಯೇ ಒದಗಿಸಲಾಗುವುದು)
3. ಓ.ಎಂ.ಆರ್. ಉತ್ತರ ಪತ್ರಿಕೆಯ ಹಾಳೆಯಲ್ಲಿ ಉತ್ತರಿಸುವ ಮೊದಲು ಅಭ್ಯರ್ಥಿಗಳು ಅದರಲ್ಲಿ ನೀಡಿರುವ ಸೂಚನೆಗಳನ್ನು ತಪ್ಪದೇ ಓದುವುದು. ಓ.ಎಂ.ಆರ್. ಉತ್ತರ ಪತ್ರಿಕೆಯ ಹಾಳೆಯಲ್ಲಿ ಸರಿ ಉತ್ತರಗಳನ್ನು ನಮೂದಿಸಲು ನೀಲಿ ಅಥವಾ ಕಪ್ಪು ಶಾಯಿಯ ಬಾಲ್ ಪಾಯಿಂಟ್ ಪೆನ್ನನ್ನು ಮಾತ್ರ ಉಪಯೋಗಿಸಬೇಕು.
4. ಪರೀಕ್ಷೆಯ ಅಧಿವೇಶನ ಮುಗಿದ ನಂತರ ಎಲ್ಲಾ ಅಭ್ಯರ್ಥಿಗಳೂ ತಮ್ಮ ಓ.ಎಂ.ಆರ್. ಉತ್ತರ ಪತ್ರಿಕೆಯನ್ನು ಕೊಠಡಿಯ ಮೇಲ್ವಿಚಾರಕರಿಗೆ ನೀಡುವ ಮೊದಲು ಓ.ಎಂ.ಆರ್. ಉತ್ತರ ಪತ್ರಿಕೆಯ ಕೆಳಭಾಗದಲ್ಲಿ ನಿಗದಿಪಡಿಸಿರುವ ಸ್ಥಳದಲ್ಲಿ ಕಡ್ಡಾಯವಾಗಿ ತಮ್ಮ ಎಡಗೈ ಹೆಬ್ಬರಳಿನ ಗುರುತನ್ನು ಹಾಕುವುದು.
5. ಪರೀಕ್ಷೆಯ ಅಧಿವೇಶನ ಮುಗಿದ ನಂತರ ಅಭ್ಯರ್ಥಿಗಳು ತಮ್ಮ ಓ.ಎಂ.ಆರ್. ಉತ್ತರ ಪತ್ರಿಕೆಯ ಯಥಾ ಪ್ರತಿಯನ್ನು ತೆಗೆದುಕೊಂಡು ಹೋಗಲು ಅವಕಾಶವಿರುತ್ತದೆ ಹಾಗೂ ಅದನ್ನು ಕನಿಷ್ಠ ಒಂದು ವರ್ಷದವರೆಗೆ ಸಂರಕ್ಷಿಸಿಟ್ಟುಕೊಳ್ಳಬೇಕು.
6. ತಪ್ಪು ಉತ್ತರಗಳಿಗೆ ಋಣಾತ್ಮಕ ಮೌಲ್ಯಮಾಪನ ಇರುವುದಿಲ್ಲ ಆದರೆ ಓ.ಎಂ.ಆರ್. ಉತ್ತರ ಪತ್ರಿಕೆಯಲ್ಲಿ ಒಂದು ಪ್ರಶ್ನೆಗೆ ಒಂದಕ್ಕಿಂತ ಹೆಚ್ಚು ಉತ್ತರಗಳನ್ನು ಗುರುತುಮಾಡಿದ್ದಲ್ಲಿ ಅಂಕಗಳನ್ನು ನೀಡಲಾಗುವುದಿಲ್ಲ.

**ಪರೀಕ್ಷಾ ನಂತರದ ಸಿದ್ಧತೆಗಳು**

1. ಪ್ರವೇಶ ಪರೀಕ್ಷೆ ಮುಗಿದ ಮೂರು ದಿನಗಳೊಳಗಾಗಿ ಕರ್ನಾಟಕ ಪರೀಕ್ಷಾ ಪ್ರಾಧಿಕಾರದ ವೆಬ್‌ಸೈಟ್‌ನಲ್ಲಿ ಸರಿ ಉತ್ತರ (ANSWER KEY) ಗಳನ್ನು ಪ್ರಕಟಿಸಲಾಗುವುದು. ಅಭ್ಯರ್ಥಿಗಳು / ಪೋಷಕರು / ಅಧ್ಯಾಪಕರುಗಳಿಗೆ ಆಧಾರ ಸಹಿತ ಆಕ್ಷೇಪಣೆಗಳನ್ನು ಸಲ್ಲಿಸಲು ಮೂರು ದಿನಗಳ ಅವಕಾಶವನ್ನು ನೀಡಲಾಗುವುದು. ನಿಗದಿತ ದಿನಾಂಕದ ನಂತರ ಬರುವ ಆಕ್ಷೇಪಣೆಗಳನ್ನು ಅಥವಾ ಆಧಾರರಹಿತವಾದ ಆಕ್ಷೇಪಣೆಗಳನ್ನು ಪರಿಗಣಿಸಲಾಗುವುದಿಲ್ಲ. ನಿಗದಿತ ದಿನಾಂಕದ ಒಳಗೆ ಸ್ವೀಕರಿಸಿದ ಆಕ್ಷೇಪಣೆಗಳನ್ನು ಸಂಬಂಧಪಟ್ಟ ವಿಷಯ ತಜ್ಞರ ಸಮಿತಿಗೆ ಒಪ್ಪಿಸಲಾಗುವುದು. ಈ ಬಗ್ಗೆ ತಜ್ಞರ ಸಮಿತಿಯು ನೀಡುವ ನಿರ್ಣಯವೇ ಅಂತಿಮವಾಗಿರುತ್ತದೆ.

2. ಎಂಸಿಎ, ಎಂಇ/ಎಂ.ಟೆಕ್/ಎಂ.ಆರ್ಕಿಟೆಕ್ಚರ್ ಕೋರ್ಸುಗಳ ಪ್ರವೇಶಕ್ಕಾಗಿ ರ್ಯಾಂಕ್ ಪಟ್ಟಿಯನ್ನು, ಅರ್ಹತಾ ಪರೀಕ್ಷೆಯಲ್ಲಿ ಪಡೆದ ಅಂಕಗಳನ್ನು ಗಣನೆಗೆ ತೆಗೆದುಕೊಳ್ಳದೆ ಅಭ್ಯರ್ಥಿಗಳು ಸ್ನಾತಕೋತ್ತರ ಸಾಮಾನ್ಯ ಪ್ರವೇಶ ಪರೀಕ್ಷೆಯ ವಿಷಯಗಳಲ್ಲಿ ಪಡೆದ ಅಂಕಗಳನ್ನು ಆಧರಿಸಿ ಪ್ರಕಟಿಸಲಾಗುವುದು. ಅರ್ಹತಾ ಪರೀಕ್ಷೆಯ ಅಂಕಗಳನ್ನು ಕೇವಲ ಅರ್ಹತೆಗೆ ಮಾತ್ರ ಪರಿಗಣಿಸಲಾಗುವುದು. ಆದ್ದರಿಂದ ಅಭ್ಯರ್ಥಿಗಳು ತಾವು ಅರ್ಹತಾ ಪರೀಕ್ಷೆಯಲ್ಲಿ ನಿಗದಿತ ಅಂಕಗಳನ್ನು ಪಡೆದಿದ್ದೀರೆಂದು ಖಾತ್ರಿಪಡಿಸಿಕೊಂಡು ಸೀಟು ಆಯ್ಕೆ ಪ್ರಕ್ರಿಯೆಗೆ ಹಾಜರಾಗಬೇಕು. ಆದ್ದರಿಂದ ಅಭ್ಯರ್ಥಿಗಳು ಮೆರಿಟ್ / ರ್ಯಾಂಕ್ ನ್ನು ಹೊಂದಿದ ಮಾತ್ರಕ್ಕೆ ಸೀಟು ಆಯ್ಕೆ ಪ್ರಕ್ರಿಯೆಗೆ ಅರ್ಹರಾಗುವುದಿಲ್ಲ.
3. ಎಂಬಿಎ ಕೋರ್ಸುಗಳ ಪ್ರವೇಶಕ್ಕೆ ಎಐಸಿಟಿಇ ಅವರು ನಡೆಸಿದ ಸಿಮ್ಯಾಟ್ ಪರೀಕ್ಷೆಯಲ್ಲಿ ಅಭ್ಯರ್ಥಿಯು ಪಡೆದ ಅಂಕಗಳನ್ನು / ರ್ಯಾಂಕ್ ಅನ್ನು ಪರಿಗಣಿಸಿ ಮೆರಿಟ್ ಪಟ್ಟಿ ತಯಾರಿಸಲಾಗುವುದು. (ವಿವರವಾದ ಮಾಹಿತಿಯನ್ನು ಸದ್ಯದಲ್ಲಿಯೇ ಒದಗಿಸಲಾಗುವುದು)
4. ಎಲ್ಲಾ ಅಭ್ಯರ್ಥಿಗಳು (ಸಾಮಾನ್ಯ ವರ್ಗ, ಪ.ಜಾ. ಪ.ಪಂ ಮತ್ತು ಇತರೆ ಹಿಂದುಳಿದ ವರ್ಗಗಳ ಅಭ್ಯರ್ಥಿಗಳೂ ಸೇರಿದಂತೆ) ಅವರು ಓದಿದ ತರಗತಿ, ಓದಿದ ಶೈಕ್ಷಣಿಕ ವರ್ಷಗಳು, ಮಾತೃ ಭಾಷೆಯನ್ನೊಳಗೊಂಡ ವ್ಯಾಸಂಗ ಪ್ರಮಾಣ ಪತ್ರವನ್ನು (ಅನುಬಂಧ-3ರಲ್ಲಿ ನೀಡಿರುವ ನಮೂನೆಯಂತೆ) ಅವರು ಎಸ್.ಎಸ್.ಎಲ್.ಸಿ / 10ನೇ ತರಗತಿಯಲ್ಲಿ / ಪಿಯುಸಿ / ಪದವಿ ತರಗತಿಗಳಲ್ಲಿ ವ್ಯಾಸಂಗ ಮಾಡಿದ ಶಾಲಾ / ಕಾಲೇಜು ಮುಖ್ಯಸ್ಥರಿಂದ, ದಾಖಲಾತಿ ವಹಿಯಲ್ಲಿ ಇರುವಂತೆ ಪಡೆದು ಕಡ್ಡಾಯವಾಗಿ ಹಾಜರುಪಡಿಸಬೇಕು.
5. ಮೀಸಲಾತಿ ಅಡಿಯಲ್ಲಿ ಸೀಟನ್ನು ಆಯ್ಕೆ ಮಾಡಿಕೊಳ್ಳುವ ಅಭ್ಯರ್ಥಿಗಳು ಜಾತಿ / ಆದಾಯ ಪ್ರಮಾಣಪತ್ರವನ್ನು ಸಂಬಂಧಪಟ್ಟ ತಹಶೀಲ್ದಾರರಿಂದ ಪಡೆದು ಸೀಟು ಆಯ್ಕೆ ಸಮಯದಲ್ಲಿ ಸಲ್ಲಿಸಬೇಕು. ಪ.ಜಾ ಮತ್ತು ಪ.ಪಂಗಳ ಅಭ್ಯರ್ಥಿಗಳು ನಮೂನೆ ಡಿ ಯಲ್ಲಿ, ಪ್ರವರ್ಗ 1ರ ಅಭ್ಯರ್ಥಿಗಳು ನಮೂನೆ ಇ ಮತ್ತು ಪ್ರವರ್ಗ 2ಎ, 2ಬಿ, 3ಎ ಮತ್ತು 3ಬಿ ಅಭ್ಯರ್ಥಿಗಳು ನಮೂನೆ ಎಫ್ ನಲ್ಲಿ ಜಾತಿ / ಆದಾಯ ಪ್ರಮಾಣಪತ್ರವನ್ನು ಸಲ್ಲಿಸಬೇಕು.
6. ಈ ಬ್ರೋಶರ್ ನಲ್ಲಿರುವ ಶುಲ್ಕ ಮರುಪಾವತಿ ಮತ್ತು ಮುಟ್ಟುಗೋಲಿನ ಬಗ್ಗೆ ದಯಮಾಡಿ ಓದಲು ಕೋರಿದೆ.
7. ಕರ್ನಾಟಕ ಪರೀಕ್ಷಾ ಪ್ರಾಧಿಕಾರವು ತನ್ನ ವೆಬ್‌ಸೈಟ್‌ನಲ್ಲಿ <http://kea.kar.nic.in> ಎಂಬಿಎ, ಎಂಸಿಎ, ಎಂಇ/ಎಂ.ಟೆಕ್/ಎಂ.ಆರ್ಕಿಟೆಕ್ಚರ್ ಕೋರ್ಸುಗಳ ಸೀಟುಗಳನ್ನು ಮೀಸಲಾತಿ ಅಡಿಯಲ್ಲಿ ಆಯ್ಕೆಮಾಡಿಕೊಳ್ಳುವ ಅಭ್ಯರ್ಥಿಗಳ ಎಲ್ಲಾ ವಿವರಗಳನ್ನು ಅಂದರೆ ಅಭ್ಯರ್ಥಿಯ ಹೆಸರು, ತಂದೆಯ / ಪೋಷಕರ ಹೆಸರು, ಯಾವ ಪ್ರವರ್ಗದಲ್ಲಿ ಸೀಟು ಆಯ್ಕೆ ಮಾಡಿಕೊಂಡಿದ್ದಾರೆ, ತಂದೆ / ತಾಯಿಯ ಪೋಷಕರ ವಾರ್ಷಿಕ ಆದಾಯ ಇತ್ಯಾದಿಯನ್ನು ಕ್ಯಾಶುಯಲ್ ಆಯ್ಕೆ ಪ್ರಕ್ರಿಯೆ ಮುಗಿದ ನಂತರ ಪ್ರಕಟಿಸಲಾಗುತ್ತದೆ.
8. ಅಭ್ಯರ್ಥಿಯು ಸೀಟನ್ನು ಕ್ಯಾಶುಯಲ್ ತೆರವು ಹಂತದವರೆಗೂ ಸೀಟನ್ನು ರದ್ದುಪಡಿಸದೇ ಇದ್ದಲ್ಲಿ ಅಭ್ಯರ್ಥಿಯು ಸಂಬಂಧಿಸಿದ ಕಾಲೇಜಿಗೆ ಪ್ರವೇಶವನ್ನು ಪಡೆದಂತಾಗುತ್ತದೆ.
9. ಅಭ್ಯರ್ಥಿಯು ಸೀಟನ್ನು ರದ್ದುಪಡಿಸಬೇಕಾದರೆ, ಕೆಇಎ ಕಛೇರಿಯಲ್ಲಿ ಮಾತ್ರ ರದ್ದುಪಡಿಸಬೇಕು. ಸೀಟನ್ನು ಆಯ್ಕೆ ಮಾಡಿ ಸಂಬಂಧಪಟ್ಟ ಕಾಲೇಜಿಗೆ ಪ್ರವೇಶ ಪಡೆಯದೆ ಇದ್ದ ಮಾತ್ರಕ್ಕೆ ತಾವು ಆಯ್ಕೆ ಮಾಡಿದ್ದ ಸೀಟನ್ನು ಕೆಇಎ ಕಛೇರಿಯಲ್ಲಿ ರದ್ದು ಪಡಿಸಿ ಕೊಳ್ಳಲಾಗಿದೆಯೆಂದು ಭಾವಿಸಬಾರದು.

In all your future correspondence with the KEA do not forget to mention either your PG CET number or the application serial number along with complete postal address and contact telephone / mobile number.

The Government of Karnataka established Common Entrance Test Cell in the year 1994 for conducting of Entrance Test and to determine the merits of the candidates for admission to Professional courses such as Medical, Dental, Indian Systems of Medicine & Homoeopathy, Engineering / Technology & Architecture courses.

To expand the activities of the CET Cell, the Government by order no. ED. 212 TEC 2006 dated 20-12-2006 has converted the Common Entrance Test Cell in to an autonomous body Registered under Societies Registration Act 1960 called "Karnataka Examinations Authority" (KEA).

Conduct of Post Graduate Entrance Test: For Admission to MBA / MCA / M.E. / M.Tech MBA (Infrastructure Management) courses through Karnataka Examinations Authority Government by its Notification No. ED 205 TEC 2011 dated 20-04-2011 has authorized Karnataka Examinations Authority to conduct Post Graduate Common Entrance Test for admission to first year / first semester MBA / MCA / M.E. / M.Tech courses from the year 2011-12.

## CHAPTER – I

### 1. INTRODUCTION

The Karnataka Post Graduate Common Entrance Test-2013 is being conducted for the purpose of determining the eligibility / merit, for admission of Karnataka and non-Karnataka candidates to the First year or First semester of full time and part time courses in MCA and M.E. / M.Tech / M.Arch / MBA (Infrastructure Management) in Government / University / Private Aided / Private Un-Aided professional educational institutions in the state of Karnataka for the academic year 2013-14. Admissions to MBA course for 2013-14 will be based on Common Management Admission Test (CMAT) conducted by AICTE for MBA admissions 2013-14.

Admissions to the Government seats shall be made in accordance with the Karnataka Selection of Candidates for Admission to Master of Business Administration and Master of Computer Application Courses Rules, 2005 and Karnataka Selection of Candidates for Admission to Master of Technology (M.Tech) Courses Rules, 2005 as the case may be (in short 'Rules') and as amended from time to time and therefore the details and instructions contained in this Brochure are subject to the said Rules. In case of any discrepancy, the Rules shall prevail.

### 2. MODE OF CONDUCTING THE TEST

In order to obtain admission to MCA or M.E. / M.Tech / M.Arch / MBA (Infrastructure Management) courses through KEA (No Part Time course is there in MCA), a candidate must appear for the Post Graduate Common Entrance Test - 2013, which will be conducted by the Karnataka Examinations Authority, Bangalore (Herein after referred to as KEA). The Post Graduate Common Entrance Test - 2013 will be conducted in specified places, spread over Karnataka. The details of the written test are as follows:

Date and Day	Course	For	Timings	Marks
27-07-2013 Saturday	M.E. / M. Tech / M. Arch	Courses offered by VTU, UVCE, UBDTCE. (Type-A)	10.30 am to 12.30 pm	100
		Courses offered by Department of Post Graduate Studies and Research in Mathematics and Computer Science, Kuvempu University and Department of Studies in Computer Science, University of Mysore. (Type-B)	02.30 pm to 04.30 pm	100
28-07-2013 Sunday	MCA	-	10.30 am to 12.30 pm	100

Based on the performance of the candidates in the Post Graduate Common Entrance Test the merit / rank list will be prepared and published. All the eligible candidates who have got the requisite percentage of marks as the case may be will be allowed to participate during the seat selection process in the order of their merit / rank for selecting the available seats, as per the time schedule which will be notified later.

### 3. WHO CAN APPLY?

#### a) For MBA:

**(i) For Full Time MBA courses:** A candidate who has passed any under graduate examination or equivalent examination and obtained an aggregate minimum of 50% marks taken together in all the subjects including languages in all the years of the Degree Examination is eligible for admission to **MBA** courses. 45% of marks in Q. E. in case of SC, ST and Category-I of Karnataka candidates.

**(ii) For Part Time MBA courses:** A candidate who has passed any under graduate examination or equivalent examination and obtained an aggregate minimum of 50% marks taken together in all the subjects including languages in all the years of the Degree Examination is eligible for admission to **MBA** courses. 45% of marks in Q. E. in case of SC, ST and Category-I candidates. In addition to this a candidate after obtaining the degree, must have worked for not less than three years before the issue of notification for the relevant year, in an establishment and must be working in an organization situated within a radial distance of 40 km from the institution in which the candidate seeks admission.

**b) For MCA;** A candidate who has passed any under graduate examination or equivalent examination with Mathematics or Statistics or Computer Science or Computer Applications or Computer Programming or Business Mathematics or Business Statistics as one of the optional subjects or elective and obtained an aggregate minimum of 50% marks taken together in all the subjects in all the years of the Degree Examination is eligible for admission to **MCA** courses. 45% of marks in both Q. E. in case of SC, ST and Category-I candidates.

Provided that in respect of candidate who has studied and passed one of the subjects specified above in Pre-University Course with fifty percent of marks in that subject shall also be considered for admission. 45% of marks in case of SC, ST and Category-I candidates.

No Part Time course are offered for MCA.

#### c) (i) For Full Time M.E. / M.Tech / M.Arch / MBA (Infrastructure Management) Course

- ❖ A candidate with valid GATE score.
- ❖ A candidate who has passed prescribed qualifying examination or equivalent examination and obtained an aggregate minimum of 50% marks taken together in all the subjects of all the years / semesters of the Degree Examination is eligible for admission to **M.E. / M.Tech / M.Arch / MBA (Infrastructure Management)** courses. 45% of marks in Q. E. in case of SC, ST and Category-I candidates.

**(ii) For Part Time M.E. / M.Tech / M.Arch courses:** A candidate who has passed prescribed qualifying examination or equivalent examination and obtained an aggregate minimum of 50% marks taken together in all the subjects of all the years / semesters of the Degree Examination is eligible for admission to **M.E. / M.Tech / M.Arch** courses. 45% of marks in Q. E. in case of SC, ST and Category-I candidates.

In addition to this candidate after obtaining the complete degree, must have worked for not less than three years before the issue of notification for the relevant year, in an establishment and must be working in an organization situated within a radial distance of 40 km from the institution in which the candidate seeks admission. However, the employer has to fill up the NOC duly signed by the competent authority.

Not only a candidate who has passed the qualifying examination with requisite marks but also a candidate who is appearing for the Q. E. and expecting the results is eligible to apply for the Post Graduate Common Entrance Test – 2013.

NOTE: The aggregate percentage of marks of the course of the qualifying examination shall be calculated as follows.

$$\text{Aggregate Percentage of Marks} = \frac{\text{Sum of the marks scored by the candidate in all the subjects of all the examinations / semesters} \times 100}{\text{Sum of all the maximum marks of all the subjects of all the years / semesters}}$$

Based on the performance of the candidates in the Post Graduate Common Entrance Test, the rank list will be prepared and published for admission to MCA, ME / M.Tech / M. Arch courses. Therefore, the candidates are advised to attend the counseling only if they have the requisite percentage of marks in the qualifying examination. (i.e., should have obtained 50% of aggregate marks of all the years of the Degree examination. 45% of aggregate marks of all the years in the Degree Examination in case of candidates belonging to SC, ST and Category-I)

NOTE: Candidates who do not pass in all the subjects in the qualifying examination and candidates who do not possess the academic eligibility will not be eligible for selection of seats in the respective courses.

The SC / ST/Category-I / OBC eligibility criteria is applicable to persons of Karnataka origin who are claiming eligibility for Government seats under clauses (a), (b), (c), (d) and (h) Item - 6 of Chapter – I as the case may be and the same is not applicable to non-Karnataka candidates.

**NOTE:** Post Graduate M.E. / M.Tech / M.Arch / MBA (Infrastructure Management) Courses in Engineering and Technology will be of the following categories:

- a) Full-Time M.E. / M.Tech / M.Arch (Two academic years consisting of four semesters)
- b) Part-Time M.Tech (Three academic years consisting of six semesters)
- c) Full-Time M.Tech (Three academic years consisting of Six semesters) only in the Department of Post Graduate Studies and Research in Mathematics and Computer Sciences, Kuvempu University, Shimoga. Department of Post Graduate Studies in Computer Science, University of Mysore, Mysore.
- d) Full-Time MBA (Infrastructure Management) (Two academic years consisting of four semesters)

A candidate can opt for M.E. / M.Tech / M.Arch course either under (i) Full-Time or (ii) Part-Time category. One cannot apply for both the programs.

Candidates with valid GATE score are given first preference for admission to all M.E. / M.Tech / M.Arch / MBA (Infrastructure Management) courses. Such candidates need not appear for PG CET-2013. However, they have to apply for admission in the prescribed form. When GATE qualified candidates are not available, seat allotment will be made to non-GATE candidates based on the merit list of PG CET-2013. Candidates have to make sure that they have valid qualifying marks in GATE in their respective subjects under the category to which they belong (GM/OBC/SC/ST/PD). If they do not have the qualifying marks, they have to appear for PG CET-2013 examination. (Refer page 13 or 19 for details about valid score in GATE).

- a. VTU, UBDT and UVCE are offering all together **73** M.E. / M.Tech programs in different disciplines with 04 M.Arch programs and one MBA (Infrastructure Management). Candidates with B.E. / B. Tech / B.Arch. Degree or its equivalent from a recognized University are eligible to apply to these courses. A non-GATE candidate seeking admission to any of these courses should appear for PG CET-2013 Test as per the schedule under appropriate Board corresponding to their basic (qualifying / qualified) degree, irrespective of M.E. / M.Tech / M.Arch / MBA (Infrastructure Management) courses for which the candidate is eligible.
- b. Candidate with B.Sc. degree from recognized University with Mathematics as one of the subjects or B.E. / B. Tech / B.Sc. (Engineering) are eligible of M.Tech Programs offered by Department of Post Graduate Studies and Research in Mathematics and Computer Science of Kuvempu University.

Candidates with BE / B. Tech. MCA, MBA and M.Sc. degree, with conditions specified under detailed eligibility criteria (Appendix) from recognized Universities are eligible for Department of Studies in Computer Science, University of Mysore, Mysore. A non-GATE candidate seeking admission to the M.Tech program should appear for PG CET-2013 as per the schedule. Separate applications should be submitted, if the candidate is seeking admission to both (a) and (b) of the above.

- c. Sponsored candidates claiming seat under sponsored quota are not entitled for claiming seat under any other quota.
- d. M.Tech part time program shall be conducted only if number of candidates admitted is eight or more.
- e. Sponsored Candidate: A candidate having served as a full time employee for a minimum period of Three Years either continuously or in broken periods. Experience in the relevant field from registered firm / company / industry / educational institution / research institution / Government Department / Autonomous department or autonomous organization is considered, after the qualifying examination, up to the date of notification. However, candidate has to submit an undertaking from the employer, saying that the candidate is a full time employee and will not be withdrawn from the course till the completion of the course. Part Time / Trainee / Guest faculty will not be considered as sponsored candidate.



### **GATE Scholarship:**

- a. For receiving **GATE** Scholarship, a candidate must have a valid GATE Score.
- b. Candidates with valid GATE score, opting seats under Sponsored Quota, are not entitled for GATE stipend.
- c. SC/ST/OBC candidates with valid **GATE** Score claiming any other scholarship from Government of Karnataka / India are not entitled for GATE Scholarship.
- d. Candidates with valid **GATE** score opting for seat under Part-Time M.E. / M.Tech Program are not entitled for **GATE** stipend.
- e. Applications for **GATE** scholarship from **AICTE** will be processed by the respective colleges where the candidates take admission and KEA has no responsibility in getting **GATE** scholarship to them.

If you have appeared for GATE during 2012 or 2013 then write the GATE code, then write the marks obtained in the GATE exam and the GATE stream.

**WHAT IS VALID GATE SCORE:** GATE score are usually valid for two years, for example if you have appeared for GATE in 2012 and your marks are above qualifying marks, you are eligible to apply in 2013 for M.E. courses. But in 2014 your score is considered as invalid.

The next condition is about qualifying marks. Mere getting score does not show that its valid GATE score. Your score is **ONLY VALID** when it is above or equal to the score of qualifying marks. For example, if you have scored 20 marks and the qualifying marks for that year are mentioned as 25, then your GATE score is **NOT VALID**. Then you have to appear for PG CET-2013 examination.

Another question may arise, for this year I got 20 marks and qualifying score was 25, if next year qualifying marks decreased to 22, does it make my score valid? The simple answer is **NO**. The results for the same years will be considered as valid and invalid scores.

Details of Type –A and Type-B.:

Courses offered by VTU, UVCE and UBDTCE Universities - Type-A,

Courses offered by Department of PG studies and research in Mathematics and Computer Science, Kuvempu University and Department of Studies in Computer Science, Mysore University - Type-B.

If you are appearing for VTU, UVCE and UBDTCE courses i.e., Type-A, then write the course code that you are appearing for PG CET as per the Course CODES given below: It is the responsibility of the candidate to enter the correct course code. KEA will not take the responsibility of changing the course code at a later date. The candidates must be careful while entering the course codes. There will be a separate question paper for each course. If a candidate enters the wrong course code then he / she will be provided the question paper of that course only.

**The respective courses and codes are as follows:**

<b>Course Code and Course Name</b>	<b>Course Code and Course Name</b>
<b>01 – Civil Engineering</b>	<b>05 – Textile Technology</b>
<b>02 – Computer Science Engineering</b>	<b>06- Mechanical Science</b>
<b>03 – Chemical Engineering</b>	<b>07- Electrical Science</b>
<b>04 – Environmental Engineering</b>	<b>08- Polymer Science</b>
	<b>09- Architecture</b>

Mechanical Science includes the following branches. The candidates who have studied the following branches in the qualifying examination should select the course code as Mechanical Sciences.

- a. Mechanical Engineering
- b. Industrial and Production Engineering
- c. Industrial and Engineering Management
- d. Automobile Engineering
- e. Manufacturing Science and Engineering
- f. Allied Branches of Mechanical Science.

Electrical Science includes the following branches. The candidates who have studied following branches in the qualifying examination should select the course code as Electrical Science.

- a. Electrical and Electronics Engineering
- b. Electronics and Communication Engineering
- c. Telecommunication Engineering
- d. Instrumentation Technology
- e. Bio-Medical Engineering
- f. Medical Electronics
- g. Allied Branches of Electrical Science

**Sponsored Candidate:** A candidate having served as a full time employee for a minimum period of Three Years either continuously or in broken periods. Experience in the relevant field from registered firm / company / industry / educational institution / research institution / Government Department / Autonomous department or autonomous organization is considered, after the qualifying examination, up to the date of notification. However, candidate has to submit an undertaking from the employer, saying that the candidate is full time employee and will not be withdrawn from the course till the completion of the course. Part Time / Trainee / Guest faculty will not be considered as sponsored candidate.

## ELIGIBILITY FOR GOVERNMENT SEATS

Candidates who satisfy one of the following Clauses / Eligibility Criteria ONLY will be treated as Karnataka Candidates. Each condition is specified as a clause and is individually referred by a code. The documents to be produced during seat selection process in support of the claim for each of the Clauses are also detailed below the respective clauses.

The candidates who do not satisfy any of the Clauses / Eligibility Criteria detailed below will be treated as non-Karnataka candidates and such candidates are eligible to select ONLY the seats surrendered by the management if any.

The candidates who do not produce the prescribed documents in original will not be eligible for admission to Postgraduate Courses under Government seats through KEA. QE means Qualifying Examination (Respective Degree)

### For MBA

ELIGIBILITY CLAUSES	CODES
<p>The candidate should have studied and passed in one or more Government or Government recognised educational institutions located in the State of Karnataka for a minimum period of SEVEN academic years commencing from 1<sup>st</sup> standard to Qualifying Examination either continuously or in broken period as on 1<sup>st</sup> July of the year in which the Entrance Test is held and must have appeared and passed either SSLC / 10<sup>th</sup> standard or 2<sup>nd</sup> PUC / 12<sup>th</sup> standard examination in a Government recognized institutions located in Karnataka State. In case of the candidate who had taken more than one year to pass a class or standard, the years of academic study is counted as one year only.</p>	<b>a</b>
<p><b>Documents to be produced:</b></p> <ol style="list-style-type: none"> <li>1. SSLC / 10<sup>th</sup> standard Marks Card</li> <li>2. 2<sup>nd</sup> PUC / 12<sup>th</sup> standard Marks Card and</li> <li>3. QE marks cards of the candidate</li> <li>4. Candidate's Study Certificate; If claiming reservation benefits: Caste / Caste Income Certificate issued by Tahsildar- For SC / ST in Form-D, Category-I in form E and 2A, 2B, 3A and 3B in Form F.</li> </ol>	
<p>The candidate should have studied and passed the qualifying examination within the State of Karnataka from an Educational Institution run or recognized by the State Government and that either of the parents should have studied in Government recognized institutions in Karnataka for a minimum period of SEVEN years.</p>	<b>b</b>
<p><b>Documents to be produced:</b></p> <ol style="list-style-type: none"> <li>1. SSLC / 10<sup>th</sup> standard Marks Card</li> <li>2. 2<sup>nd</sup> PUC / 12<sup>th</sup> standard Marks Card and</li> <li>3. QE marks card of the candidate;</li> <li>4. If claiming reservation benefits:- Caste / Caste Income Certificate issued by Tahsildar- For SC / ST in Form-D, Category-I in form E and 2A, 2B, 3A and 3B in Form F., along with –</li> <li>5. (a) a certificate for either of the parent having studied for at least 7 years in Karnataka from the Head of the educational institution where he / she had studied. (b) the candidate's study certificate for having studied Qualifying Examination in Karnataka issued by the head of the educational institution.</li> </ol>	
<p>Son or daughter of an ex-servicemen who at the time of joining the defence service had declared a place in Karnataka as his home town, proof of such domicile should be obtained and produced from the "Deputy Director, Department of Sainik Welfare and Resettlement". Further, the candidate should have passed the Q. E. from a University or Board or any other institution located anywhere in India.</p>	<b>h</b>
<p><b>Documents to be produced:</b></p> <ol style="list-style-type: none"> <li>1. SSLC / 10<sup>th</sup> standard Marks Card.</li> <li>2. 2<sup>nd</sup> PUC / 12<sup>th</sup> standard Marks Card of the candidate;</li> <li>3. QE marks card of the candidate.</li> <li>4. If claiming reservation benefits:- Caste / Caste Income Certificate issued by Tahsildar- For SC / ST in Form-D, Category-I in form E and 2A, 2B, 3A and 3B in Form F, along with the</li> <li>5. Parent's home town declaration certificate while joining the service issued by the Joint Director / Deputy Director of the concerned district and countersigned by the Director, Department of Sainik Welfare and Resettlement, Bangalore.</li> </ol>	

**For MCA****ELIGIBILITY CLAUSES****CODES**

<p>The candidate should have studied and passed in one or more Government or Government recognised educational institutions located in the State of Karnataka for a minimum period of SEVEN academic years commencing from 1<sup>st</sup> standard to Qualifying Examination either continuously or in broken period as on 1<sup>st</sup> July of the year in which the Entrance Test is held and must have appeared and passed either SSLC / 10<sup>th</sup> standard or 2<sup>nd</sup> PUC / 12<sup>th</sup> standard examination from Karnataka State. In case of the candidate who had taken more than one year to pass a class or standard, the years of academic study is counted as one year only.</p>	<b>a</b>
<p><b>Documents to be produced:</b></p> <ol style="list-style-type: none"> <li>1. SSLC / 10<sup>th</sup> standard Marks Card,</li> <li>2. 2<sup>nd</sup> PUC / 12<sup>th</sup> standard Marks Card and</li> <li>3. OE marks card of the candidate,</li> <li>4. Candidate's Study Certificate;</li> <li>5. If claiming reservation benefits: Caste / Caste Income Certificate issued by Tahsildar- For SC / ST in Form-D, Category-I in form E and 2A, 2B, 3A and 3B in Form F.</li> </ol>	
<p>The candidate should have studied and passed Qualifying Examination within the State of Karnataka from an Educational Institution run or recognized by the State Government and that either of the parents should have studied in Government recognized institutions in Karnataka for a minimum period of SEVEN years.</p>	<b>b</b>
<p><b>Documents to be produced:</b></p> <ol style="list-style-type: none"> <li>1. SSLC / 10<sup>th</sup> standard Marks Card</li> <li>2. 2<sup>nd</sup> PUC / 12<sup>th</sup> standard Marks Card of the candidate;</li> <li>3. OE Marks Card of the Candidate</li> <li>4. If claiming reservation benefits:- Caste / Caste Income Certificate issued by Tahsildar- For SC / ST in Form-D, Category-I in form E and 2A, 2B, 3A and 3B in Form F., along with –</li> <li>5. (a) a certificate for either of the parent having studied for at least 7 years in Karnataka from the Head of the educational institution where he / she had studied. (b) the candidate's study certificate for having Qualifying Examination in Karnataka issued by the head of the educational institution.</li> </ol>	
<p>Son or daughter of an ex-servicemen who at the time of joining the defence service had declared a place in Karnataka as his home town, proof of such domicile should be obtained and produced from the "Deputy Director, Department of Sainik Welfare and Resettlement". Further, the candidate should have passed the Q. E. from a University or Board or any other institution located anywhere in India.</p>	<b>h</b>
<p><b>Documents to be produced:</b></p> <ol style="list-style-type: none"> <li>1. SSLC / 10<sup>th</sup> standard Marks Card</li> <li>2. 2<sup>nd</sup> PUC / 12<sup>th</sup> standard Marks Card of the candidate;</li> <li>3. OE Marks Card of the candidate</li> <li>4. If claiming reservation benefits :- Caste / Caste Income Certificate issued by Tahsildar- For SC / ST in Form-D, Category-I in form E and 2A, 2B, 3A and 3B in Form F, along with the</li> <li>5. Parent's home town declaration certificate while joining the service issued by the Joint Director / Deputy Director of the concerned district and countersigned by the Director, Department of Sainik Welfare and Resettlement, Bangalore.</li> </ol>	

**ELIGIBILITY CLAUSES For ME / M.Tech****CODES**

<p>The candidate should have studied and passed in one or more Government or Government recognized educational institutions located in the State of Karnataka for a minimum period of SEVEN academic years commencing from 1<sup>st</sup> standard to qualifying examination either continuously or in broken period as on 1<sup>st</sup> July of the year in which the Entrance Test is held in a Government recognized institutions located in Karnataka State. In case of the candidate who had taken more than one year to pass a class or standard, the years of academic study is counted as one year only.</p>	<b>a</b>
<p><b>Documents to be produced:</b></p> <ol style="list-style-type: none"> <li>1. SSLC / 10<sup>th</sup> standard Marks Card</li> <li>2. 2<sup>nd</sup> PUC / 12<sup>th</sup> standard Marks Card of the candidate,</li> <li>3. OE Marks Card of the candidate</li> <li>4. Candidate's Study Certificate;</li> <li>5. If claiming reservation benefits: Caste / Caste Income Certificate issued by Tahsildar- For SC / ST in Form-D, Category-I in form E and 2A, 2B, 3A and 3B in Form F.</li> </ol>	<b>a</b>
<p>The candidate should have studied and passed the qualifying examination within the State of Karnataka from an Educational Institution run or recognized by the State Government</p>	<b>b</b>
<p><b>Documents to be produced:</b></p> <ol style="list-style-type: none"> <li>1. SSLC / 10<sup>th</sup> standard Marks Card</li> <li>2. 2<sup>nd</sup> PUC / 12<sup>th</sup> standard Marks Card and</li> <li>3. OE marks card of the candidate,</li> <li>4. Candidate's Study Certificate; If claiming reservation benefits: Caste / Caste Income Certificate issued by Tahsildar- For SC / ST in Form-D, Category-I in form E and 2A, 2B, 3A and 3B in Form F along with the</li> <li>5. Candidate's study certificate for having studied and passed the Qualifying Examination in Karnataka issued by the head of the educational institution.</li> </ol>	<b>b</b>
<p>Candidates either of the parents should have studied in Government recognized institutions in Karnataka for a minimum period of <b>SEVEN</b> Years.</p>	<b>c</b>
<p><b>Documents to be produced:</b></p> <ol style="list-style-type: none"> <li>1. SSLC / 10<sup>th</sup> standard Marks Card</li> <li>2. 2<sup>nd</sup> PUC / 12<sup>th</sup> standard Marks Card and</li> <li>3. OE marks card of the candidate</li> <li>4. If claiming reservation benefits: Caste / Caste Income Certificate issued by Tahsildar- For SC / ST in Form-D, Category-I in form E and 2A, 2B, 3A and 3B in Form F along with</li> <li>5. Study certificate for either of the parent having studied for at least 7 years in Karnataka from the Head of the educational institution where he / she had studied.</li> </ol>	<b>c</b>
<p>A candidate or a parent of the candidate has been resided in Karnataka for a minimum period of SEVEN years.</p>	<b>d</b>
<p><b>Documents to be produced:</b></p> <ol style="list-style-type: none"> <li>1. SSLC / 10<sup>th</sup> standard Marks Card</li> <li>2. 2<sup>nd</sup> PUC / 12<sup>th</sup> standard Marks Card and</li> <li>3. OE marks card of the candidate,</li> <li>4. If claiming reservation benefits: Caste / Caste Income Certificate issued by Tahsildar- For SC / ST in Form-D, Category-I in form E and 2A, 2B, 3A and 3B in Form F along with the</li> <li>5. Candidate's / parents residential in the state of Karnataka for a minimum period of SEVEN years issued by the competent authority.</li> </ol>	<b>d</b>

**NOTE:** In case, if any of the documents produced in respect of the Clause claimed by the candidate is found to be false / incorrect, the seat selected by the candidate will be cancelled at any stage and the entire fee amount paid by such candidate will be forfeited.

## 7. RESERVATION OF SEATS IN FAVOUR OF CERTAIN CATEGORIES

CODES

<p><b>Reservation for Ex-Defence Special category :-</b> Son or daughter of Ex-Servicemen falling under Item – 6(h) of Chapter - I of the Brochure should obtain and produce a certificate showing the home address of the parent issued by the Joint Director / Deputy Director of the concerned district and countersigned by the Director, Department of Sainik Welfare and Resettlement, Bangalore failing which they will not be allowed for verification of certificates and also for later seat selection under Ex-Defence. Ex-Servicemen for the purpose of this clause includes personnel belonging to the Civil GT COYS ASC who were Civilian Class III or Class IV Government Servants, who became permanently disabled or were killed during hostilities. Note: This ex-defence reservation benefit is not applicable to ME / M.Tech / M.Arch courses.</p>	<p><b>U</b></p>
<p><b>Reservation for Physically Disabled Special category:-</b> The candidates claiming reservation under this category will be required to appear for Medical examination on the specified date before a Committee comprising of the Executive Director, KEA as Chairman and three specialists from the Department of Orthopedics, Ophthalmology and ENT, nominated by the Government. Candidates with physical disability ranging above 40% should produce a Medical certificate issued by competent Doctor of any Government Hospital located in the State of Karnataka in the field of concerned disability, on the day of Medical examination only. Candidates suffering from hearing disability should compulsorily obtain and produce a BSER (Brain Stem Evoked Response) Audiometry report from NIMHANS / Manipal Hospital / Government Speech and Hearing Institute, Lingarajapuram, Bangalore. The Medical Board will examine the candidate and certificate and certify regarding the percentage of disability and the decision of the Medical Board is final. For the purpose of this proviso, persons with disability shall have the same meaning assigned to it as in the Persons with Disabilities (Equal Opportunities, Protection of Rights and Participation) Act 1995 (Central Act 1 / 1995). The candidates with disability less than 40% will not be eligible for claiming a seat under Physically Disabled category.</p>	<p><b>V</b></p>

- NOTE:**
1. The Physically Disabled candidates, who fail to appear before the Committee for Medical examination on specified date will not be eligible for selection of a seat under Physically Disabled category.
  2. As per rule 39 of the Persons with Disabilities (equal opportunities protection of rights and full participation) act, 1995, 3% of seats only in Government and Government Aided colleges are reserved.

### (2) RESERVATION FOR RESERVED CATEGORY CANDIDATES

#### (ONLY FOR KARNATAKA CANDIDATES)

Reservation is made in favour of candidates belonging to the Scheduled Castes, Scheduled Tribes and Other Backward Classes of citizens under categories 1, 2A, 2B, 3A and 3B in accordance with Government Order No. SWL 251 BCA 94 dated 31st January 1995, as amended from time to time.

Production of a “**Caste Certificate / Caste Income Certificate**” issued by the concerned Jurisdictional Tahasildar in accordance with the Government order No. Sa Ka E 225 BCA 2002 dated 30th March 2002, as amended from time to time, in Form ‘D’ in case of Scheduled Castes & Scheduled Tribes; in Form ‘E’ in case of Category-I; in Form ‘F’ in case of Other Backward Classes like 2A, 2B, 3A and 3B in support of the claim is mandatory for selecting a seat under reserved category.

Provided that candidates belonging to SC, ST & Category - I should produce an Income certificate issued by Jurisdictional Tahasildar in the prescribed format. (This is for the purpose of processing eligibility of candidates to claim Government of India scholarship).

Provided further that only candidates of Karnataka origin and who are claiming eligibility for Government seats in accordance with clause (a), (b), (c) (d) and (h) of Item - 6 of Chapter – I for the respective courses shall be eligible to claim the benefit of reservation under this sub-rule. The non-Karnataka candidates are not eligible to claim benefit of reservation.

The interse merit determined under Rule - 6 (Please see Item - 4 of Chapter - II) will remain the same for the purpose of eligibility and benefit of reservation under Item - 8 of Chapter - I. If any seat reserved in favour of candidates belonging to any of the categories referred to from (1) to (4) above is not filled up due to non-availability of eligible candidates belonging to such categories, the reservation to that extent will stand reduced and will be transferred to the General Merit category during Casual vacancy round seat selection.

### **WHAT IS VALID GATE SCORE?**

GATE score are usually valid for two years, for example if you have appeared for GATE in 2012 and your marks are above qualifying marks, you are eligible to apply in 2013 for M.E. courses. But in 2014 your score is considered as invalid.

The next condition is about qualifying marks. Mere getting score does not show that its valid GATE score. Your score is ONLY VALID when it is above or equal to the score of qualifying marks. For example, if you have scored 20 marks and the qualifying marks for that year are mentioned as 25, then your GATE score is NOT VALID. Then you have to appear for PGCET-2013 examination.

Another question may arise, for this year I got 20 marks and qualifying score was 25, if next year qualifying marks decreased to 22, does it make my score valid? The simple answer is NO. The results for the same years will be considered as valid and invalid scores.

In all your future correspondence with the KEA do not forget to mention either your PGCET number or the computer generated application serial number along with complete postal address and contact telephone / mobile number.

### **KARNATAKA EXAMINATIONS AUTHORITY**

Sampige Road, 18th Cross, Malleshwaram, Bangalore - 560 012.

Phone : 080 - 23461575, 23462758, 23462599 Fax : 080 - 23461576

e-mail : keauthority-ka@nic.in Website : <http://kea.kar.nic.in>

## CHAPTER – II

### MORE ABOUT THE WRITTEN TEST

#### SYLLABUS – For MCA

**MCA:** The question papers of the Post Graduate Common Entrance Test for MCA PG Courses are detailed below: The syllabus shall comprise of the following broad areas.

##### 1. **Mathematics.**

**Algebra :** Fundamental operations in Algebra, Expansion, Factorization, Simultaneous Linear / Quadratic equations, Indices, Logarithms, Arithmetic, Geometric and Harmonic progressions, Binomial Theorem, Permutations and Combinations, Surds, Determinants, Matrices and application to solution of simultaneous linear equations.

**Co-Ordinate Geometry:** Rectangular Cartesian co-ordinates, Equations of Line, Mid-point, Intersections etc, Equations of a Circle, Distance formulae, Pair of straight lines, Parabola, Ellipse and Hyperbola, Simple Geometric transformations such as Translation, Rotation, Scaling.

**Vector:** Position vector, addition and subtraction of Vectors, Scalar and Vector products.

**Trigonometry:** Simple identities, Trigonometric equations, Properties of Triangles, Inverse function.

**Probability and Statistics:** Basic concept of Probability theory, Averages, Dependent and Independent events, Frequency distributions and measures of dispersions, Skewness and Kurtosis, Random variable and Distribution functions, Mathematical Expectations, Binomial, Poisson, Normal distributions, Curve fitting and Principle of Least Squares, Correlation and Regression.

##### 2. **Computer Awareness:**

**Computer Basics :** Organization of a computer, Central Processing Unit (CPU), Input / Output devices, Computer Memory, Back-up devices, Computer Languages, Operating Systems.

**Data Representation:** Representation of Characters, Integers and Fractions, Binary and Hexadecimal representations, Binary Arithmetic: Addition, Subtraction, Multiplication, Division, Two's complement arithmetic, Floating-point representation of numbers, Normalized Floating-point representation.

##### 3. **Analytical Ability and Logical Reasoning:**

The question in this section will cover Logical Reasoning, Quantitative reasoning and Visuo-spatial reasoning.

##### 4. **General Awareness:**

This section shall carry questions to test the general awareness about Business, Finance, Industry, Transportation, Scientific inventions, Governance, Healthcare and Cultural dimensions etc.

##### 5. **General English:**

Questions on Grammar and Vocabulary.



## **SYLLABUS – For ME / M.Tech / M.Arch**

The broad outline syllabus for the Post Graduate Common Entrance Test for M.E. / M.Tech. / M.Arch. / MBA (Infrastructure Management) PG Courses and model question paper is updated on the KEA website <http://kea.kar.nic.in>.

### **2. DURATION, QUESTION PAPER AND OMR ANSWER SHEETS**

Model Question Paper: It is provided in APPENDIX.

The PGCET-2013 will be held in one session separately for **MCA** courses conducted for 100 marks with 150 minutes duration. Each question paper will be of (Objective) Multiple Choice type. The question paper will be in four different versions. Each question will have four different options. 60 questions in Part - A carry one mark each. 20 questions in Part - B carry two marks each. Thus there will be 80 questions and a total mark is 100.

The PGCET-2013 will be held in two sessions separately for **ME / M.Tech / M.Arch** conducted 100 marks with 150 minutes duration. Each question paper will be of (Objective) Multiple Choice type. The question paper will be in four different versions. Each question will have four different options. The different types of question paper pattern for **ME / M.Tech / M.Arch** courses are as follows:

#### **Question Paper Pattern:**

- A) M.Tech of Department of Post Graduate Studies and Research in Mathematics and Computer Science of Kuvempu University and Department of Studies in Computer Science, University of Mysore, is as follows:

Total Number of Questions	:	75	Multiple Choice Questions
Total Marks	:	100	
50 Questions – 1 Mark each	:	50 X 1 = 50	
25 Questions – 2 Mark each	:	25 X 2 = 50	
Total	:	100 Marks	

- B) M.E. / M.Tech / M.Arch / MBA (Infrastructure Management) programs of VTU / UBDTCE and UVCE

- (I) Written Test will be conducted in NINE disciplines
- i) Civil Engineering
- ii) Chemical Engineering
- iii) Computer Science Engineering
- iv) Environmental Engineering
- v) Textile Engineering
- vi) Polymer Science
- vii) Architecture

Total Number of Questions	:	75	Multiple Choice Questions
Total Marks	:	100	
50 Questions – 1 Mark each	:	50 X 1 = 50	
25 Questions – 2 Mark each	:	25 X 2 = 50	
Total	:	100 Marks	

- (II) viii) Electrical Science, this includes
- a) Electrical and Electronics Engineering (E & E)
  - b) Electronics and Communication Engineering (E & C)
  - c) Telecommunication Engineering (TC)
  - d) Instrumentation Technology (IT)
  - e) Bio-Medical Engineering (BME)
  - f) Medical Electronics (ME)
  - g) Allied branches of Electrical Science (ABE)

Question paper will consist of part-A and part-B.

Part-A is common to

- h) Electrical and Electronics Engineering (E & E)
- i) Electronics and Communication Engineering (E & C)
- j) Telecommunication Engineering (TC)
- k) Instrumentation Technology (IT)
- l) Bio-Medical Engineering (BME)
- m) Medical Electronics (ME)
- n) Allied branches of Electrical Science (ABE)

Total Number of Questions	:	45	Marks: 60
30 Questions Carrying 1 mark each	:	30 X 1 = 30	
15 Questions carrying 2 mark each	:	15 X 2 = 30	

Part-B is specific to candidates belonging to respective branch of specialization of engineering and consists of total number of questions: 30 Marks: 40

20 Questions carrying 1 mark each	:	20 X 1 = 20
10 Questions carrying 2 mark each	:	10 X 2 = 20
		Marks = 40

Grand Total Part – A + Part-B = 75 Questions = 100 marks

- ix) Mechanical Science, this includes
- a) Mechanical Engineering (MC)
  - b) Industrial and Production Engineering (IPE)
  - c) Industrial and Engineering Management (IEM)
  - d) Automobile Engineering (AE)
  - e) Manufacturing Science and Engineering (MSE)
  - f) Allied Branches of Mechanical Science (ABM)

Question paper will consist of Part-A and Part-B.

Part-A is common to (a) M.E. (b) IPE (c) IEM (d) AE (e) MSE (f) ABM

Total number of questions	:	45	Marks: 60
30 questions carrying 1 mark each	:	30 X 1 = 30	
15 questions carrying 2 mark each	:	15 X 2 = 30	

Total: 60 Marks

Part-B is specific to candidates belonging to respective branch of specialization of engineering and consists of

Total number of questions: 30	Marks: 40
20 Questions carrying 1 Mark each :	20 X 1 = 20
10 Questions carrying 2 mark each :	10 X 2 = 20
Total: 40 Marks	

Grand Total: Part-A + Part-B = 75 questions                      Marks = 100

Books / Tables / Mechanical Charts / Programmable Electronic aids / Cell Phones are not permitted in the examination hall Possession of these items in the examination hall is considered as malpractice and disciplinary action will be taken by the concerned examination conducting authorities.

All questions are compulsory. In other words, there is no choice among questions. Candidate is expected to attempt all the questions, in order to obtain maximum marks. THERE WILL BE NO NEGATIVE EVALUATION WITH REGARD TO WRONG ANSWERS BUT MARKS WILL NOT BE AWARDED IN RESPECT OF MULTIPLE ANSWERS. The version code of the question paper will be boldly printed on facing sheet of the question paper. The version codes used in each paper will be from A - 1 to A - 4.

**COMPULSORY:** Initial TEN minutes will be given for the candidates to write / shade the particulars such as Name, PG CET Number, Version Code and Serial number of the question booklet on the OMR answer sheet in the boxes provided. The candidates who do not write / shade the correct PG CET Number and Version Code on the OMR answer sheets, the OMR answer sheets of such candidates will not be scanned and will not be assigned any rank.

The candidates will have to mark correct options on the Optical Mark Reader (OMR) answer sheet, which will be supplied at the beginning of the test.

Among the four options provided against a question, only one answer will be correct. The candidate should mark the correct answer by completely shading only one circle against a question number, using BLUE or BLACK ink ball point pen. More details about precautions to be taken while filling the particulars on OMR answer sheet is given below. The OMR answer sheet comprises of two sheets. The top sheet will be used for the purpose of marking correct answers and later scanning & evaluation and the bottom sheet will be returned to the candidates after completion of the test. The bottom sheet is coated with a special kind of chemical which acts as Carbon. When the candidate fills the circles on the top sheet, the pressure on the bottom sheet will automatically create a replica of the top sheet.

The candidates are required to **COMPULSORILY AFFIX THEIR LEFT HAND THUMB IMPRESSION** in the space provided on the bottom portion of the OMR answer sheet (top sheet) with the ink-pad provided by the room Invigilator, after completion of the test. However, they need not affix their thumb impression on the replica (bottom sheet) of the OMR answer sheet. Thereafter, the invigilators will detach the bottom sheet from the top sheet at the perforations and hand over the bottom sheet replica to the candidates and they are allowed to carry the same with them. The top sheet will be retained by the invigilator for returning the same to the Deputy Chief Superintendent of the examination center and in turn to KEA.

**NOTE:** The OMR answer sheets in respect of all the candidates who have affixed their left hand thumb impression will only be scanned and the results in respect of such candidates will be

published. The OMR answer sheets in respect of candidates who have not affixed their left hand thumb impression, for any reason, will not be scanned. Also, the results in respect of such candidates will not be published.

### **Optical Mark Reader sheets as Answer Sheets**

The need for the replica has compelled us to design OMR sheet in such a way that all the information and the answers are marked only on one side. The top portion of the sheet is meant for furnishing the particulars about the candidates such as the Name, PG CET Number, Version code and serial number of the question booklet. The bottom portion is meant for marking the answers, affixing the signature of the room Invigilator & candidates and also for affixing the Left Hand Thumb Impression of the candidate. The space meant for the subject would have been pre-marked. The square blocks in each item should be filled by the candidate in capital letters and numbers. The circles corresponding to the letters or numbers are meant to be completely shaded using blue or black ink ballpoint pen only.

### **Why Ball Point Pen?**

Remember, we are allowing the candidates to carry home a replica or facsimile of the OMR answer sheet and the OMR answer paper comes in a set of two sheets. When you shade the top sheet, the pressure will create a dark mark on the bottom sheet on the corresponding circle. If a pen with a nib is used, the pressure on the top sheet will not be sufficient to activate the chemical on the bottom sheet. On the other hand, a ballpoint pen exerts sufficient pressure to convert the bottom sheet chemical into a dark spot. That is why we want you to use a blue / black ink ballpoint pen only.

### **Important precautions to be taken while writing / shading Top portion of OMR Answer Sheet**

The initial TEN minutes will be given to a candidate, for writing / shading the particulars on the top portion of the OMR answer sheet, wherein the candidates are required to write their Name within the boxes, write their PG CET Number in the boxes and shade the respective circles, write the Question booklet version code in the boxes and shade the respective circle in the required manner. The candidates are also required to write the Question booklet serial number. Of the five items, entries pertaining to 'Name', 'PG CET Number' and 'Question booklet Version code' are very crucial ones. Therefore, candidates are advised to take extra precaution while writing and shading these three items accurately on the top portion of the OMR answer sheet. Important precautions to be taken while shading answers on bottom portion of OMR Answer sheet.

After the initial TEN minutes 120 minutes will be given to a candidate for shading the answers on the bottom portion of the OMR answer sheet. Against each question number, four circles will be provided corresponding to four options of the question paper. The candidates are required to shade only one circle corresponding to the correct answer.

The scanner is so sensitive to black and blue ink shades that even a slight residual ink mark or an unintended ink dot within a circle on the OMR answer sheet will be taken by it, as filled / shaded, at the time of scanning. Consequently, the candidate may lose marks. Therefore,

please do not make any stray pen marks on the OMR answer sheets. As the scoring done by the scanner and the computer in tandem is final, a plea for erasing or neglecting the ink mark on a circle cannot be entertained. Therefore, candidates are advised to take extra precaution while shading the circles on the bottom portion.

### THINK BEFORE YOU INK!

Once you darken a circle, there is no way to erase or to remove it. That way, your decision about a correct answer will be final. The invigilator will not permit you to use marker, white fluid or any other device to hide the shading already done and you will not be supplied with one more set of OMR sheet. If you spoil a sheet in your attempt to rub off the shading done on a circle, you may ruin your opportunities. If two circles are shaded in a row and even if one of the circles is partially rubbed off, the scanner will take it as a multiple attempt. Therefore, think twice before you shade a circle with ink. Darken only one circle for each question as shown against the CORRECT METHOD.

### CORRECT METHOD OF SHADING

Qn. No.	Answers
I	① ② ● ④

### WRONG METHOD OF SHADING

I	① ② ✓ ④	- Use of Tick mark.
I	① ② ⊗ ④	- Use of Cross mark.
I	① ② ● ④	- Use of Dot.
I	① ② ⊖ ④	- Use of Line mark.
I	① ② ◐ ④	- Partially or half filled circle.
I	① ② ◑ ④	- Marking outside the circle.
I	● ② ● ④	- Marking more than one circle

The candidates should invariably preserve their 'PGCET 2013' OMR answer sheet replica for a minimum period of one year from the date of obtaining the admission order.

### 3. DETERMINATION OF MERIT AND PUBLICATION OF MERIT LISTS

**(A) DETERMINATION OF MERIT:**

The merit of the candidate, who appears for Post Graduate Common Entrance Test– 2013 for MCA Course, will be determined separately for each course only on the basis of marks obtained by candidates in the Post Graduate Common Entrance Test – 2013.

Provided that where the merit of two or more candidates is the same, the interse merit shall be determined with reference to the total aggregate marks obtained in the Qualifying examination and where marks obtained are equal again, the interse merit shall be determined on the basis of the age of the candidate, wherein the elder candidate will be considered before the younger.

**NOTE:** If everything as specified in the sub-clause referred to above are equal, then the interse merit will be determined by draw of lots. The determination of interse merit as detailed above for selection of Government seats will be the basis for the merit list of candidates claiming benefit of reservation under Admission Rules.

In case of ME/ M.Tech / M.Arch / MBA (Infrastructure Management) (Full Time) Course merit will be determined for different classes of candidates as indicated below:

**(a) M.E. / M.Tech / M.Arch / MBA (Infrastructure Management) (Full Time) course**

1. GATE candidates: Merit in respect of GATE candidates shall be determined on the basis of valid GATE score.
2. SPONSORED Candidates: Merit in respect of Sponsored candidates shall be determined in the following order of preference namely.
  - i. Candidates employed in State Government Institutions / Organisations.
  - ii. Candidates employed in Public Sector / Aided Institutions.
  - iii. Candidates employed in Private Institutions / Private Sector Organisations.

No age limit is prescribed for sponsored candidates. However, while allotting seats persons below 45 years of age will be preferred. In the event of his / her quitting service from sponsoring institutions, a candidate automatically loses seats allotted under sponsored category.

3. In case of all non-GATE candidates belonging to different categories merit shall be determined on the basis of marks secured by them in the PG CET-2013.

**(b) M.E. / M.Tech / M.Arch. (Part-Time) Course:**

1. GATE Candidates: Merit in respect of GATE candidates shall be determined on the basis of valid GATE score.
2. Merit in respect of all other candidates, shall be determined on the basis of marks secured by them in the PG CET-2013.

Where the merit of two or more candidate is same, the inter-se merit shall be determined with reference to the aggregate marks obtained in the qualifying examination and the candidate securing higher marks will be placed above the candidate securing lower marks.

Where the merit of two or more candidates is equal after determining the merit under clause above, the interse merit shall be determined on the basis of the age of the candidate, with the elder candidate placed above the younger.

### **(B) PREPARATION OF RANK LIST:**

For VTU, UBDTCE and UVCE.

1. For admission to M.E. / M.Tech / M.Arch / MBA (Infrastructure Management) (Full Time) Course, there shall be two merit lists prepared as mentioned below:
  - a) The list of GATE candidates, arranged in the order of merit considering the valid GATE score, is called "GATE Rank List (FT)"
  - b) The list of PG CET-2013 candidates, arranged in the order of merit considering the PG CET-2013 marks is called PG CET Rank List (FT)".
2. For admission to M.Tech (Part Time) course, there shall be two merit lists prepared as mentioned below:
  - a) The list of GATE candidates, arranged in the order of merit considering the valid GATE score is called "GATE Rank List (PT)".
  - b) The list of PG CET-2013 candidates, arranged in the order of merit considering the PG CET-2013 score, is called "PG CET-Rank list (PT)".

For Kuvempu and Mysore University; Separate rank list will be prepared for these two Universities and procedure is similar as mentioned above.

### **(B) PUBLICATION OF MERIT LISTS:**

After completion of the entrance test, the ANSWER KEY will be published on the KEA Website: <http://kea.kar.nic.in> The candidates / parents / lecturers can file their objections, if any, addressed to the "Executive Director, Karnataka Examinations Authority, Bangalore" either in person, or through e-mail, or by SPEED POST, with regard to any of the published Answer Key, along with all supporting documents / justification. Objections received from the candidates without justification shall not be considered. The objections received by KEA will be placed before an Expert Committee, whose decision will be final for determination of the right answer

key. The answer key approved by the Expert Committee will be applied during evaluation for determination of merit order.

As per the merit determined by the KEA, ranks will be assigned separately for MBA, MCA, ME / M. Tech / M. Arch courses as per the norms and procedure to the eligible candidates. Result sheets will be published on KEA Website <http://kea.kar.nic.in> The correct Answer Keys will also be published along with the results.

Request for re-totaling or revaluation of the OMR answer sheets will not be entertained, as the valuation and the subsequent scoring will be error free.

Result sheets will not be displayed in the KEA premises.



## CHAPTER – III

### 1. DOCUMENTS TO BE PRODUCED DURING SEAT SELECTION PROCESS

The original documents to be produced during seat selection process have been detailed separately for MBA, MCA, ME / M.Tech / M.Arch in respect of Government seats in Item – 6 of Chapter – I below each of the Eligibility Clauses.

**Government seats:** Candidates who seek admission to Government seats should compulsorily produce the required documents in ORIGINAL with ONE set of attested photocopies of all the original documents and two passport size photographs along with the Demand Draft for the notified fees, for verification at the KEA at the time of registration for seat selection. After verification, only ONE set of attested photocopies of all the documents will be retained by the KEA along with one of the Original document and all other original documents will be returned to the candidates. The documents to be produced for claiming Government seats are detailed clause wise, below the respective CLAUSES in Item – 6 of Chapter – I of this brochure.

Explanation for some of the prominent documents is as follows:

**SSLC Marks Card** SSLC or 10th standard or equivalent examination marks card.

**2<sup>nd</sup> PUC Marks Card** 2nd PUC or 12th standard or equivalent examination marks card.

**Study Certificate** Study Certificate to show that the candidate has studied in Karnataka for a minimum period of SEVEN years from 1st standard to 12th standard or qualifying examination issued by Head of the institution. Further, School study certificates should be got countersigned by the concerned Block Educational Officer (BEO)/Deputy Director of Public Instructions (DDPI) COMPULSORILY in the proforma prescribed at APPENDIX. PLEASE CONTACT CONCERNED SCHOOL FOR BEO / DDPI OFFICE ADDRESS. (The counter signature for PUC / 12th Std / Degree study certificate is not required)

**Qualifying Exam Marks Card** Degree Marks Card of all the Years / Semester applicable to PG Course which you have applied.

**Caste / Caste Income Certificate** Candidates seeking reservation benefit should produce a Caste Certificate in Form 'D' in case of Scheduled Castes and Scheduled Tribes; in Form 'E' Income in case of Category -1; a Caste Income Certificate in Form 'F' for Other Backward Classes such as 2A, 2B, 3A and 3B, issued by the concerned Jurisdictional Tahasildar, in accordance with the Government order No. Sa Ka E 225 BCA 2000 dated 30th March 2002, as amended from time to time. The candidates belonging to SC, ST and Category –1 of the other backward classes should also produce a separate Income Certificate. (This is for the purpose of processing eligibility of candidates to claim Government of India scholarship).

The school study certificates of the candidates should be got countersigned invariably by the BEO / DDPI along with full Address, Seal & Telephone Number of the concerned office.

**NOTE:** 1. Where the eligibility of the candidate is based on the study of the parent, relevant documents to establish the relationship of candidate with the parent has to be produced.

2. The contents of the documents submitted by the candidates should be either in Kannada or English languages only. If the documents are in any other language, the same should be got translated to Kannada or English language through the concerned authorities with signature and seal and should be produced during seat selection. Otherwise the KEA reserves the right to reject the same.

**THE FOLLOWING ATTESTED PHOTOCOPIES OF DOCUMENTS SHOULD BE SUBMITTED DURING DOCUMENT VERIFICATION PROCESS.**

- PG CET-2013 Admission Ticket
- SSLC / 10th Standard / Equivalent Examination Marks Card
- 2nd PUC / 12th Standard/ Equivalent Examination Marks Card
- Degree Marks Card of all the Years / Semesters.
- Study Certificate (Only for Karnataka Candidates)
- TWO recent passport size photographs.

The following documents should be produced, ONLY if applicable:

- Minimum 3 years work Experience Certificate (for Part time candidates) (work experience certificate should include name of the organisation, date of joining, designation, working period, no objection condition etc.,) As per the format.
- Sponsorship Certificate (For Full Time Program – as per the format)
- GATE Score Card. (Result Sheet)
- CMAT Score Card (For 2013 MBA admissions)
- Caste Certificate / Caste Income Certificate / Income Certificate obtained from the concerned Tahasildar, for the candidates claiming Reservation benefits. (Only for Karnataka Candidates)
- Parent's study certificate / Parent's Hometown certificate / (Parent's Domicile certificate / Parent's Employment certificate / Parent's Cumulative Record / Parent's Marks Card, etc.,) for the candidates claiming eligibility for Government seats based on the (domicile) / study / (employment) of the parent.

**2. ADMISSION FEE**

The admission fee for MBA / MCA / M.E. / M.Tech / M.Arch / MBA (Infrastructure Management) courses for the year 2013-14 will be notified later on the KEA website.

<sup>3</sup> The Scheduled Castes and Scheduled Tribes candidates need not to pay any fees.

<sup>3</sup> The mode of payment will also be informed at a later stage.

### 3. GOVERNMENT SEATS (SEAT MATRIX)

The KEA will receive the seat matrix from the Government before the commencement of Admission round seat selection process. Hence, an accurate number of seats to be offered for allotment as Government seats, college wise, category wise and course wise, cannot be made known at this stage. The seat matrix (Government seats) in respect of MBA / MCA / M.E. / M.Tech / M.Arch / MBA (Infrastructure Management) courses, as notified by the Government will be published on the notice boards of the KEA and also on the KEA website <http://kea.kar.nic.in> before the commencement of seat selection. For the benefit of candidates, full postal address and telephone / fax numbers of Professional colleges and the total number of Government share of seats offered in these colleges for the academic year 2012-13 are given in **APPENDIX** and no inference shall be drawn either for number of seats or to the college for the academic year 2013- 14. The allotment of seats will be done as per the Seat Matrix published by the Government of Karnataka.

#### Non Interactive Online Seat Allotment

1. Karnataka Examinations Authority is conducting online seat allotment by obtaining the options from CET Rank holders for admission to MBA / MCA / M.E. / M.Tech / M.Arch courses. **Seats will be allotted based on the merit and priority of options entered by the candidates.**
  - For the online seat allotment process, NIC, Karnataka along with KEA has worked out a simple user friendly software to make your experience of choosing a professional college and course as simple and convenient as possible. This is your user manual which helps you to navigate through the entire process of accessing the seat allotment, keying in your options in order of priority, securing an allotment of seat, and finally joining the college of your choice. We advise you to read this thoroughly. As always we are there with you, and you can communicate with as on email: [keauthority-ka@nic.in](mailto:keauthority-ka@nic.in), KEA Face Book, Website: <http://kea.kar.nic.in>
  - Candidates are required to make the right choices thereby ensuring that the seat allotment process is completed successfully. KEA will bring out important and relevant information from time to time for smooth implementation of online counseling.
  - All such information that is periodically updated would be available on KEA website <http://kea.kar.nic.in>.

- *Karnataka Examinations Authority will not be responsible for any consequences arriving due to parents / candidates not reading the Instruction Manual carefully and not fulfilling their role and responsibility as indicated in the Instruction Manual and following the schedule issued through Press Notifications, Website Notifications and Helpline Centres from time to time.*

**2. Essentials that a candidate must have when you leave the Helpline Centre after successful verification of your documents are-**

(a) **Verification Slip**

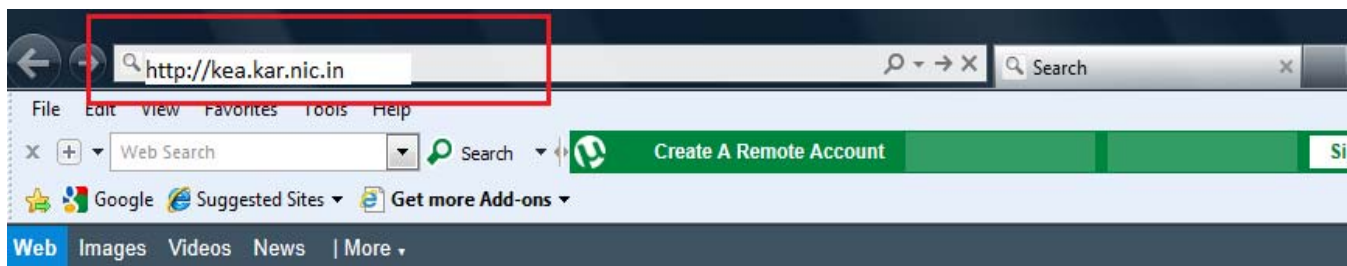
(b) **Unique Keyword**

(a) **Verification Slip:** A Verification Slip will be given to all the candidates on successful verification of the documents. Candidates are requested to verify all the details printed on it and if any wrong entries are made therein bring it to the notice of the Chief Nodal Officer of your Helpline Centre immediately.

(b) **Unique Keyword:** Unique Keyword consisting of eight alphanumeric characters will be printed on the Verification Slip. This KEYWORD is UNIQUE to every candidate. You are required to keep it confidential and this is to be used for your access to the Option Entry Login on the KEA website.

**HOW TO ENTER THE KEA WEBSITE?**

- Open any browser (use Internet Explorer, Firefox for better view) and enter <http://kea.kar.nic.in> in the address bar and then hit Enter.



After successful entry of the website address candidates have to select the link titled as “**PGCET-2013 – OPTION ENTRY**” which will take you to next screen.

## How to Login for the First Time?

Every Candidate has to enter his / her PG CET Number, PG CET Application Number along with the unique keyword which was printed on the verification slip issued to him / her after verification.

### Step 1:

- Open any browser (use Internet Explorer, Firefox for better view) and enter the website name as <http://kea.kar.nic.in> in the address bar. Hit Enter Button in the key board.

### Step 2:

- Enter the PG CET Admission Ticket Number in the text box of the home page.
- Click Submit button

### Step 3:

- Enter Application Number which is on the application form.
- Enter Secret Unique Keyword Provided after completion of verification of documents.
- Enter New Password (should consist of at least one alphabet and one number and should be of at least eight characters) (This is your secret Password, do not let others know to prevent misuse)
- Confirm New Password (should same as your New Password)
- Enter your Mobile Number (should be a valid mobile number in India, this is the number to which SMS alerts will be sent by KEA ,so it is very important that you enter the number carefully. Just as you have done in the Application Form that you filled in the Verification Centre)
- Enter your E-Mail Id (should be a valid e-mail id and this is the e-mail id to which log in and log out details will be sent ,so it is important that you enter carefully and check the details)
- Select Secret Hint question from the List
- Type hint answer for the secret question

### Step 4:


USER ID and Password will be created for future access. Please remember the same and keep it confidential. KEA will not be responsible for consequences arising from misuse of Password and confidential Log-in-Id.

CAP- Centralised Allotment Process - Internet Explorer provided by HCL Infosystems Limited

http://localhost:8000/diploma\_kea/main/index.php

File Edit View Favorites Tools Help

★ Favorites CAP- Centralised Allotment Process

 **ADMISSION TO MBA / MCA / M.E. / M.TECH / M.ARCH COURSES**

**CENTRALISED ALLOTMENT PROCESS 2012: OPTION ENTRY**

**ONLINE OPTION ENTRY FOR** **ADMISSION TO MBA / MCA / M.E. / M.TECH / M.ARCH COURSES**


CET Number


**Internet Explorer 8 or above/Mozilla Firefox 10 or above/Google Chrome recommended**

Please enter your to Login.(You need to Login for rearranging/deleting/registering Options)

This site is best viewed in 1024 X 768 or higher screen resolution.

**HELPLINE NUMBERS: 080-23461575, 23462599, 23462758, 23568201, 23568202 (8:30am-7:30pm)**

 **Brought to you by**  
Karnataka Examinations Authority, Tel :080-23461575, 23462758, 23462599,23564583  
Official website: <http://www.kea.kar.nic.in>  
Software Design, Development and Hosting Services by  
National Informatics Centre (Karnataka)  
Network & State Data Centre Services by e-Governance, Govt. of Karnataka

 **NATIONAL INFORMATICS CENTRE**

Done Local intranet | Protected Mode: Off 100%

The screenshot shows a web browser window with the URL [http://localhost:8000/diploma\\_kea/main/index.php?rollno=Z0001](http://localhost:8000/diploma_kea/main/index.php?rollno=Z0001). The page title is "CAP- Centralised Allotment Process - Internet Explorer provided by HCL Infosystems Limited". The main content area features the CAP logo and the text "ADMISSION TO MBA / MCA / M.E. / M.Tech / M.Arch / Courses - PG CET-2012". Below this, it says "CENTRALISED ALLOTMENT PROCESS 2012: OPTION ENTRY" and "ONLINE OPTION ENTRY FOR MBA / MCA / M.E./M.TECH COURSES - 2012".

The login form includes the following fields and instructions:

- CET Number:** Z0001
- Application Number:** [Empty field] *Where can I find my CET Application number? From [Resultsheet](#) or [Hallticket](#)*
- Secret Key Code:** [Empty field] *[Where can I find Secret Keycode?](#)*
- NewPassword:** [Empty field] *Password should be alphabets & numbers with minimum of 8 characters. Don't forget your password.*
- ConfirmPassword:** [Empty field] *Please retype the New password again.*
- Mobile Number +91:** [Empty field] *For SMS Service (Please provide a valid mobile number). 10 digits only, Dont prefix '0(Zero)'.*
- E-Mail id:** [Empty field] *For getting Login email alerts.*
- Secret Hint Question:** -Select-
- Answer for Secret Question:** [Empty field] *Please remember secret question and answer for recovery of forgotten password.*

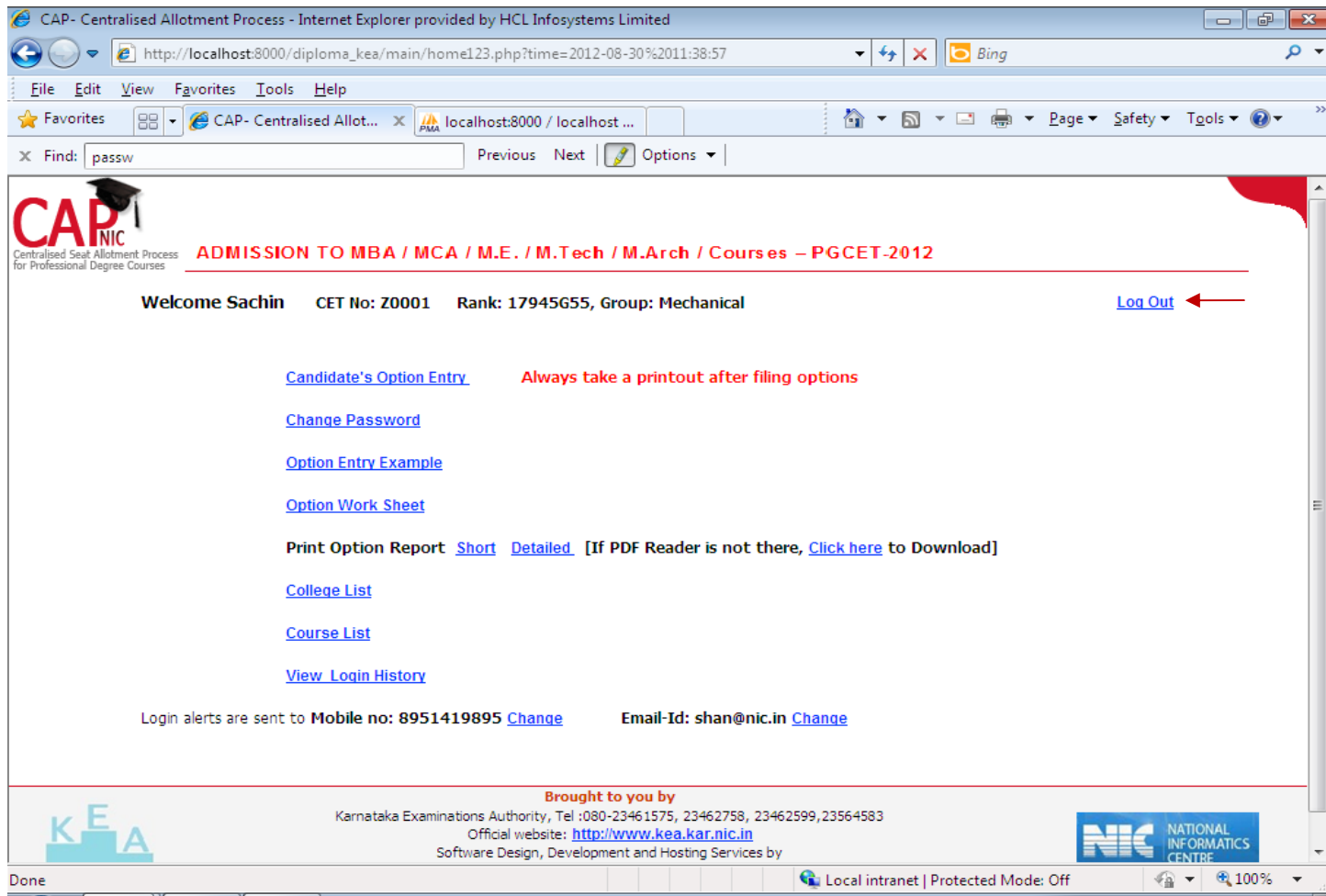
At the bottom of the form is a **Login** button. Below the button, it says: "Internet Explorer 8 or above/ Mozilla Firefox 10 or above/Google Chrome recommended". Further down, it instructs: "Please enter your Application number, Secret Key No and Password to Login. (You need to Login for rearranging/deleting/registering Options)". At the very bottom, it provides helpline numbers: "HELPLINE NUMBERS: 080-23461575, 23462599, 23462758, 23568201, 23568202 (8:30am-7:30pm)".

### Step 5:

- Click **“Login”** Button.
- Candidates should verify their basic information such as name, category, rank, etc.
- You will enter your Homepage on the Option Entry website.
- Check your details appearing on this page-you will see your name, PG CET Rank, your Rank discipline wise.

### How to Logout?

Each time you log in remember you have accessed your homepage. Take care to see that you logout completely by clicking on the log out button. The candidate must logout after completing the session for option filling at any time and should not close the window as such.



## How to change Password?

Correctly, check all the basic details which you have entered earlier. After ascertaining the correctness of the entry the system will allow the candidate to enter the new password. **Please remember this password for continuation of the process of registration, option filling and option saving. This password or changed password will be required till completion of Online Allotment Process. You can change your password any number of times.**

Change Password option is used to change password of the candidate login. You can change your Password for secured login.

### **Step 1:**

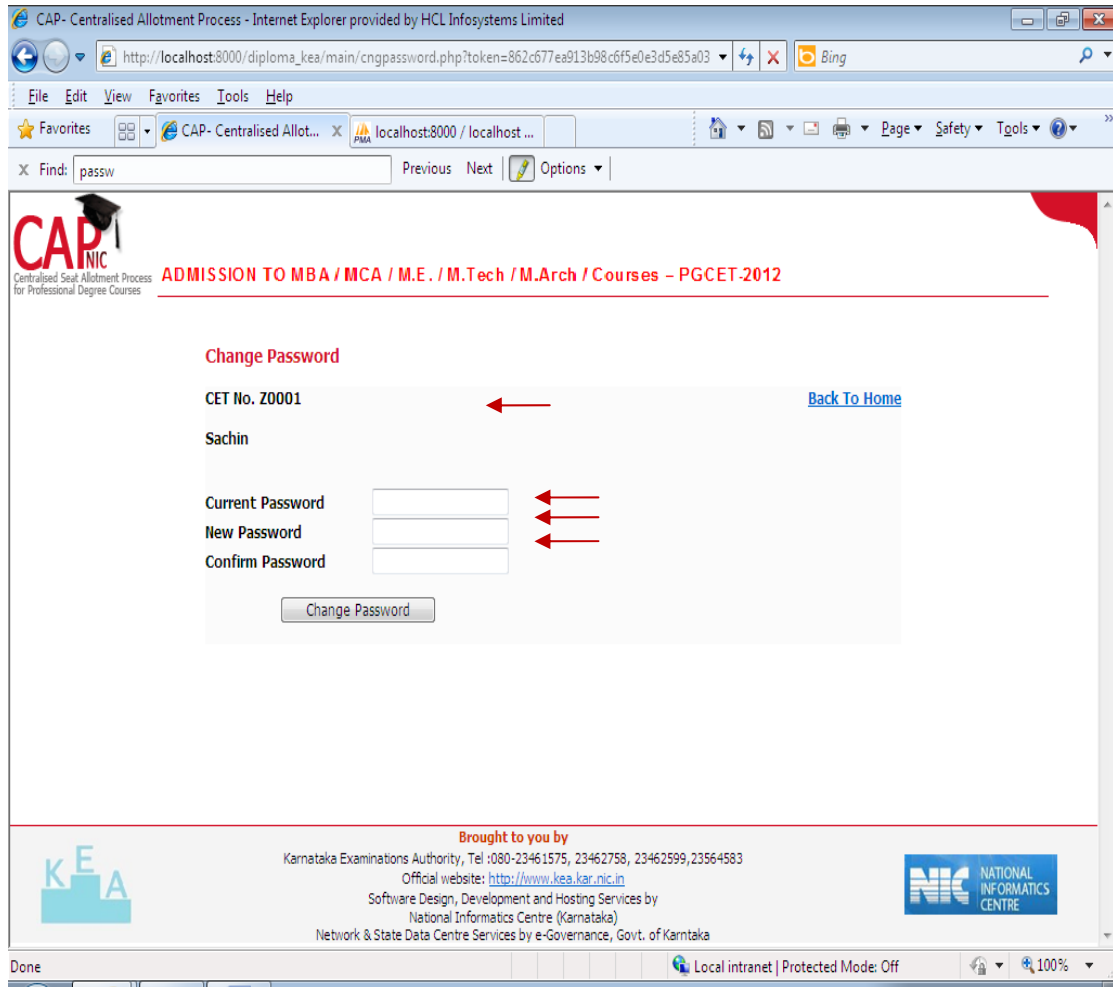
- Go to Home Page.
- Click the link "**Change Password.**"

### **Step 2:**

- Enter Current Password
- Enter New Password

Re-enter New Password and click the button Change Password. You have successfully changed your password.





Your password needs to be carefully and confidentially retained by you. KEA will not be responsible for any consequences arising due to forgotten password / misuse of your password.

### **Preparatory Home Work before Option Entry:**

As we have been telling you there is preparatory homework to be done very specifically before you are set to key in your Options. Your guiding factors are-

- i) Your Rank
- ii) Your choice of stream
- iii) Seat Matrix issued this year by the Government which will be available on our Website and Helpline Centres as soon as it is issued by the Government.
- iv) Whether you come under any Category?
- iv) Choice of college-its faculty, results of the previous years, infrastructure, placements, and availability of good hostel facility-please also visit the AICTE Website for details on colleges.

v) Read through this Instruction Manual and User Handbook carefully as also the criteria followed by the computer on allotment of seats.

The Option Work Sheet is there; you can take a print out of the same and start writing your options. Discuss with your parents, family, and friends. Finalise your Options, write it down. Now you are set for entry of your Options.

KEA is very keen that every candidate should fulfill her or his merit / rank and true potential and that can happen only if you spend some time writing out your options.

### **OPTION WORK SHEET**

By Clicking on the hyper link "**Option Work Sheet**," a new window will be loaded. The Window will load the "Option Work Sheet" which can be taken print out by a click on the link "**Click here to Print Report**".

The hard copy of "**Option Work Sheet**" will be useful to work out with optional entry of courses in various colleges under various course streams depending on the candidate rank over the course stream.

**Step 1:** Go to Home Page.

**Step 2:** Click the link "**Option Work Sheet**"

**Step 3:** A Pop up window will be loaded  
take the print out of "**Option Work Sheet**".

**Step 4:** Click the link "**Click here to Print Report**" to

### **Detailed Option Work Sheet**

By Clicking on the hyper link "**Detailed Option Work Sheet**", a new window will be loaded. The Window will load with "**Detailed option work sheet**" which can be take printout by a click on the link "Click here to Print Report".

The hard copy of "**Detailed Option Work Sheet**" will have the details of Group, Type, College, Option Number, Course Description, and College Description, so that a candidate will have clear overview of college details. This report will be useful to work out the option entry of courses in various colleges under various course streams based on the candidate's rank.

**Step 1:** Go to Home Page.

**Step 2:** Click the link "**Detailed Option Work Sheet**"

**Step 3:** A Pop up window will be loaded

**Step 4:** Click the link "**Click here to Print Report**" to take the print out of "**Detailed Option Work Sheet**".

Option WorkSheet - Internet Explorer provided by HCL Infosystems Limited

**ADMISSION TO MBA / MCA / M.E. / M.Tech / M.Arch / Courses – PGCET-2012**

**DETAILED OPTION WORKSHEET**

This WORKSHEET can be used for the preparation of Option List for Option Entry. Do not send to KEA.

[Click Here To Print Report](#)

CET No: Z0001      Name: Sachin

Type	College	Option No	Course Description	College Description
G	E001ME	[ ]	Mechanical	University Visvesvariah College of Engineering,K.R.CIRCLE,Bangalore
G	E0611P	[ ]	Ind.Prodn.	University B.D.T. college of Engineering,,Davangere
G	E061ME	[ ]	Mechanical	University B.D.T. college of Engineering,,Davangere
G	E154ME	[ ]	Mechanical	Government Engineering College,,Chamarajanagara
G	E155ME	[ ]	Mechanical	Government Engineering College,Opp. Dairy Circle,B.M. Road,Hassan
G	E156ME	[ ]	Mechanical	Government Engineering College,,K R Pet, Mandya DT.
G	E157ME	[ ]	Mechanical	Government Engineering College,Manugudi, B.M Road,,Ramanagara
G	E161ME	[ ]	Mechanical	Government Engineering College,Dist. Kodagu,Kushalnagar
G	E162ME	[ ]	Mechanical	Government Engineering College,Behind DETI Office,Yaramarus,Raichur
G	E163ME	[ ]	Mechanical	Government Engineering College,1st Main, B Block,Vidyanagar East,Haveri
G	E164ME	[ ]	Mechanical	Government Engineering College,,Huvina Hadagali, Bellary Dist.
G	E194ME	[ ]	Mechanical	Government Engineering College,1st Floor,Govt. Polytechnic Campus,Karawar
A	E0031M	[ ]	Ind. Enng. Mgmt.	B M S College of Engineering,P.B No 1908, Bull Temple Road,,Basavanagudi,Bangalore
A	E003ME	[ ]	Mechanical	B M S College of Engineering,P.B No 1908, Bull Temple Road,,Basavanagudi,Bangalore
A	E0041M	[ ]	Ind. Enng. Mgmt.	Dr. Ambedkar Institute Of Technology,Near University Campus,Malathalli,Bangalore
A	E004ME	[ ]	Mechanical	Dr. Ambedkar Institute Of Technology,Near University Campus,Malathalli,Bangalore
A	E0211P	[ ]	Ind.Prodn.	Sri Jayachamarajendra College of Engineering,,Manasa Gangotri,Mysore
A	E021ME	[ ]	Mechanical	Sri Jayachamarajendra College of Engineering,,Manasa Gangotri,Mysore
A	E0221P	[ ]	Ind.Prodn.	The National Institute of Engineering,Manandavadi Road,,Mysore
A	E022ME	[ ]	Mechanical	The National Institute of Engineering,Manandavadi Road,,Mysore
A	E023AU	[ ]	Automobile	P E S College of Engineering,,Mandya
A	E0231P	[ ]	Ind.Prodn.	P E S College of Engineering,,Mandya
A	E023ME	[ ]	Mechanical	P E S College of Engineering,,Mandya
A	E024AU	[ ]	Automobile	Mainad College of Engineering,P.B. No.21,Salagame Road,Hassan
A	E0241P	[ ]	Ind.Prodn.	Mainad College of Engineering,P.B. No.21,Salagame Road,Hassan
A	E024ME	[ ]	Mechanical	Mainad College of Engineering,P.B. No.21,Salagame Road,Hassan
A	E030AU	[ ]	Automobile	B V B College of Engineering and Technology,Vidyanagar,,Hubli
A	E0301P	[ ]	Ind.Prodn.	B V B College of Engineering and Technology,Vidyanagar,,Hubli
A	E030ME	[ ]	Mechanical	B V B College of Engineering and Technology,Vidyanagar,,Hubli
A	E030RO	[ ]	Auto. And Robot.	B V B College of Engineering and Technology,Vidyanagar,,Hubli
A	E031AU	[ ]	Automobile	Basaveshwara Engineering College ,P.B. No.53,Vidyagiri,Bagalkot
A	E0311P	[ ]	Ind.Prodn.	Basaveshwara Engineering College ,P.B. No.53,Vidyagiri,Bagalkot
A	E031ME	[ ]	Mechanical	Basaveshwara Engineering College ,P.B. No.53,Vidyagiri,Bagalkot
A	E041AU	[ ]	Automobile	P D A College of Engineering,,Gulbarga
A	E0411P	[ ]	Ind.Prodn.	P D A College of Engineering,,Gulbarga
A	E041ME	[ ]	Mechanical	P D A College of Engineering,,Gulbarga
B	E0051M	[ ]	Ind. Enng. Mgmt.	R. V. College of Engineering,RV Vidyaneketan Post,Mysore Road,Bangalore
B	E005ME	[ ]	Mechanical	R. V. College of Engineering,RV Vidyaneketan Post,Mysore Road,Bangalore

Type = G-Government, A-Private Aided, B-Private UnAided, C-Deemed University, M-Minority (L,R)

IT Services: National Informatics Centre (NIC)      Page : 1

## When Can a Candidate Key in their Preferred Options?

The date and time for beginning Option Entry will be notified in the Newspapers, KEA Website and in all Helpline Centres. Candidates are required to pay attention to the same and should key in their Options before time and last date for option entry. KEA will not be responsible if any candidate claims ignorance of the schedule for Option Entry and fails to key in options within the specified time and date period. Candidates are advised not to wait till the last time and date but should key in their options well within the last date and time specified. KEA will not be responsible if a candidate fails to key in his / her options due to any reasons.

## NOTE ON MOCK ALLOTMENT

*After the entry of options are completed, based on the real data mock allotment will be carried out and the allotment status will be hosted on the KEA website for the information of the candidates. Two days time will be given to the candidates to verify the status of their allotment. Here, the candidate after ascertaining college and course allotted, if he / she wants to change / modify his / her options can do so within the stipulated date and time. Then based on the modified entry of options the real allotment will be carried out.*

## WHY DO WE CONDUCT MOCK ALLOTMENT?

Based on the Mock Allotment a candidate can know his / her status of allotment as per his / her priority of options. This gives a clear view to the candidate to change or retain the entered options. Candidate can come to know that the other candidate with lower merit has got seat which he was eligible but for his not entering that option. Therefore, candidates will be given one more choice to change the priority of options, deletion of or addition of options.

Due to change in the options by candidates after Mock Allotment, one may not get the same seat in the real allotment as was allotted in the mock allotment.

## Candidate's Options Entry

(Your Priority Number (or your ranking for your seat option))

Candidates have to enter priority which is given in Numbers. Your priority number starts from 1 and ends in 999 against each course of particular college of specific course stream. The priority number is unique number for each course of all Streams.

The following table is only indicative and no inference can be drawn from it.

Centralised Seat Allotment Process for Professional Degree Courses

ADMISSION TO MBA / MCA / M.E. / M.Tech / M.Arch / Courses – PG CET-2012

Welcome Sachin CET No: Z0001 Rank: 17945G55, Group: Mechanical [Back to Home](#) [LogOut](#)

Previous Login Time: 28/08/2012 15:05:26

Option Entry		
Sno	College Course	Option No
Engineering - Government		
1	UVCE-University Visveswariah College of Engineering	E001ME
2	UBDTCE-University B.D.T. college of Engineering	E061IP
3		E061ME

Click 'Save & Submit' button to save above entered Option entries.

Save & Submit

Modify Selected Options	
College Course	Option No

You can re-order or delete options. Enter 0 to delete options.

Update

View Selected Options		
Option No	College Course	College

Print Option Report [Short](#) [Detailed](#)

Brought to you by  
Karnataka Examinations Authority, Tel :080-23461575, 23462758, 23462599,23564583  
Official website: <http://www.kea.kar.nic.in>  
Software Design, Development and Hosting Services by

NIC NATIONAL INFORMATICS CENTRE

Local intranet | Protected Mode: Off

The following example table will give an idea of entering options, disciplines, and course details.

<b>Course Stream</b>	<b>Course</b>	<b>Priority of Option</b>
ME / M.Tech	E031EC	1
ME / M.Tech	E004TC	2
ME / M.Tech	E001EC	3
ME / M.Tech	E001TC	4
ME / M.Tech	E002EC	5
ME / M.Tech	E003EC	6
ME / M.Tech	E003AR	7
ME / M.Tech	E031AR	8
ME / M.Tech	E030EC	9

The above table is only indicative and no inference can be drawn from it.

### **HOW TO GET THE COLLEGE WISE AND COURSE WISE LIST?**

#### **Step 1:**

- Go to Home Page. Click the Link "**Candidate's Option Entry**" **College wise and Course wise list**. After entering the basic details, candidate will find the following screen.
- Click "**Course List**" Menu on the right top corner of the home page
- Course List will be loaded in the new tab sheet.
- Click College List Menu on the right top corner of the home page to view the college list.
- Select any one of three colleges list
- College list will be loaded in the new tab sheet.
- From One College list there is a link to go to Other College list and Course & Description.

**Step 2:** Candidate can apply for more than one discipline by selecting and giving the options numbers in sequential manner

#### **Step 3:**

- Courses and Colleges will be listed for particular selected course type
- Enter the option in the box by giving numbers 1, 2, 3, 4.... depending on the priority of the course and college. (**The Option Number is unique for each course of all Course Stream**)

#### **Step 4:**

- Click "**Save**" button

Option will be loaded in the sequential order in “**Selected view Option**” window.

**The above table is only indicative for the information of the candidate and no inference shall be drawn in this regard.** There is no limit for entry of options and a candidate can enter any number of options as he / she wishes to exercise on his / her own priority. Candidates are advised to enter more number of options to avoid the disappointment of not securing a seat. Any candidate has to enter the option in the priority as he / she desires. Candidates are advised to do thorough home assignment regarding the choices which they want to exercise, the college which they prefer, the course which they are interested to join etc. It is better to download the option entry sheet and discuss the same with your parents / guardians / mentors etc before actually entering same in the system. Your interest in the discipline, college infrastructure, course, distance from your place, availability of hostel etc may be some of the issues to guide your choices of options and advice of your parents. As it will save your time and minimize your chance of making mistake in option entry on the online option entry form. The allotment will not proceed to the next rank candidate till the list of your options is completely searched for availability of a seat. The candidate may change the options as many times as he / she desires before the last date and time notified for entry of options.

**Options recorded in the server on the last day and time of the notified schedule in each round will be frozen and only the frozen options will be considered for allotment of seats.**

**NOTE:** Candidates are advised not to start entering the options directly on the online option form on the internet without preparatory work at home on choice of options, as it leads to commission of mistakes / wrong entries / wrong order of preferences. In order to avoid last minute rush candidates are advised not wait till the last day and KEA will not be responsible for any network related problems.

### **FAQ's on OPTION ENTRY**

#### **How to save Options entered?**

Just below the option entry panel a button called “SAVE” is available on the website. Every time a candidate enters the options and wishes to exit the website he has to click the button “SAVE” and then he can logout from the website without any loss of information.

#### **Does a candidate have to enter all the options at once?**

No, a candidate can enter and alter the entries as many times as he wants, but before the last date and time prescribed for option entry. But each time candidate has to SAVE his options by clicking on the SAVE button.

### **How to make changes in Options saved and entered?**

After completion of process of options entry is over, and if a candidate wants to change the options he can do so by changing the preference order in the “Modify Selected Option” panel. Then save the options. He can see the changed order of preference in the “Selected Option View” which shows all the saved options. But this can be done only before the last date and time for option entry is over.

### **Is it essential that a candidate key in all his / her Options in one sitting in front of your computer?**

No, a candidate can enter as many times as he wants 24 X 7 at any number of sittings, but before the last date and time prescribed for option entry. But each time candidate has to SAVE his options by clicking the SAVE button.

### **Till what time can a candidate make changes in the Option Entry Form?**

Before the last date and time prescribed for Option Entry.

### **How to Change Order of Priority?**

Once the option entry is completed, the computer will display all such entered options in a separate panel “Modify Selected Option”. The candidate by viewing this can rearrange the options. The 54<sup>th</sup> option may be changed to 30<sup>th</sup> in the following method. Scroll down to the 54<sup>th</sup> option number, place the cursor in front of it and enter as 30. Now this modified option will be placed at the position at 30, this can be viewed at the separate panel “Saved Options”. Like this a candidate can change the order of options and he can delete the entered options by entering zero in the order number.

Therefore, it is better to enter the options after you have written it down in the option entry sheet to avoid confusion.

## **Modifying Order of Options**

If you want change the order options of the college and courses.

**Step 1:** Go to “Modify Selected Option” window.

**Step 2:** Change the Numbers / Type the new numbers in the option field for new priority.

**(Note: Take care that there should not two same number in the options entry since Priority number against each course is unique)**

**Step 3:** Click Update Button in the Options

**Step 4:** Newly Modified option will be loaded in the “**Selected view Option**” window

**Example 1: Candidate who’s wants to change the priority of courses**

A Candidate is needs to change the priority of the courses. The process of changing the course priority is instructed below

**Table X:**

**Table Y:**

The Current option priority is given below in		The Candidate wants to change the priority of College course as follows	
College Course	Option No	College Course	Option No
E001CS	1	E001CS	4
E002EC	2	E002EC	6
E003IM	3	E003IM	1
E004IM	4	E004IM	2
E005TC	5	E005TC	3
E006IT	6	E006IT	5

The above table is only indicative and no inference can be drawn from it.

If the candidate gives same option number for more than one course then the system would automatically sort those options as per alphabet sorting of course.

**Step 1:** Go to “**Modify Selection Option**” panel.

**Step 2:** Change 4 against Course - E001CS - Change 6 against Course - E002EC

**Step 3:** Change 1 against Course -E003IM - Change 2 against Course – E004IM

**Step 4:** Change 3 against Course – E005TC - Change 5 against Course – E006IT

**Step 5:** Click “**Update**” Button

**(Note:** Care should be taken that there should not be two same options for the different disciplines since Priority number against each course / discipline is unique)

**Delete Options**

**How to delete Options entered?**



In the “Modify Selected Option” if a candidate enters zero (0) then automatically that option will get deleted from the list.

**Step 1:** Go to Modify Selected Option window.

**Step 2:** Enter the number “0” (Zero) in the option field to delete.

(Note: More than One Option can be deleted at the same time)

**Step 3:** Click Update Button in the Options

**Step 4:** Deleted Entry option(s) will not be there in “Selected view Option” window

**Step 5:** Click “Update” Button

(Note: Option 1 and Option 2 is left unchanged, since option 3 is deleted and priority will be changed after option 3)

### Print Option Report (Summary/Detailed)

Once the “Options entry” is over. You can have the report printed in both summary and detailed manner.

**Step 1:** Go to “Selected Options View” window.

**Step 2:** Cross verify the courses and colleges depending on the priority of Courses, Colleges and Course type

**Step 3:** Click hyperlink “short” or “detailed” to get the short or detailed report respectively.

### **Can I take a printout of My Options Entry sheet? If so at what stage?**

Provision is made to take the print out of options at every interval. Candidate has to SAVE his options whenever he changes his options. For the purpose of allotment of seats the computer will consider the last saved options. So it is advised that the candidate take print out of the final options at the end, that is, if you have done your final option entry and you will not change your options further, then you can take the print out of the entered and saved options for your reference.

### Options Entry Example

By a Click on the hyper link “Option Entry Example”, a new tab sheet will be loaded by the browser. The tab sheet will have the details of instruction how a candidate can register options for the courses.

**Step 1:** Go to Home Page.

**Step 2:** Click the link “Option Entry Example”

### View Login Details

Click the link “**View Login Details**” to view your latest login details in the web page.

**Step 1:** Go to Home Page.

**Step 2:** Click the link “**View Login Details**”.

**Step 3:** A Window will load with Login details.

This updates the history of your log in and log out in to your account. You can access this information and be assured that as long as you have not disclosed your unique keyword and password; nobody can access your account.

Sl.No	LoginTime	LogoutTime	LogStatus
1	17-05-2012 13:15:21	17-05-2012 13:15:29	Successfully Logged Out
2	17-05-2012 13:52:21	--	Not Logged Out Properly
3	17-05-2012 17:05:37	--	Not Logged Out Properly
4	17-05-2012 17:35:27	--	Not Logged Out Properly
5	17-05-2012 17:36:19	--	Not Logged Out Properly
6	17-05-2012 17:38:26	--	Not Logged Out Properly
7	17-05-2012 17:39:57	17-05-2012 17:42:55	Successfully Logged Out
8	17-05-2012 17:43:56	--	Not Logged Out Properly
9	17-05-2012 17:47:55	--	Not Logged Out Properly
10	17-05-2012 17:48:47	--	Not Logged Out Properly
11	17-05-2012 17:50:12	--	Not Logged Out Properly
12	17-05-2012 17:53:41	--	Not Logged Out Properly
13	17-05-2012 17:59:12	17-05-2012 18:10:19	Successfully Logged Out
14	17-05-2012 18:11:55	--	Not Logged Out Properly
15	17-05-2012 18:12:53	--	Not Logged Out Properly

**How does a candidate know his/her account is not accessed by others?**

It is very clearly informed to all the candidates that the USER ID, Unique Keyword and PASSWORD should not be revealed to anybody. Further, KEA is sending SMS alerts and e-mails each time when a candidate logs in and logs out of the website. For this the candidate has

to enter his mobile number correctly and the e-mail will be sent from are registered valid e-mail ID only. Based on the Keyword provided by KEA the candidate has to generate his own password. It is the duty of the candidate to safeguards the credentials of unique Keyword, login and password provided by KEA. Therefore, other than the candidate it is not possible to access / edit the candidate accounts by others or even by KEA.

### **ADMISSION ROUND**

(i) After the last date and time fixed for entering the options is over and as per the seat matrix issued by the Government, action will be taken to allot the seats in the order of merit based on the priority of the options entered by the candidates and by following the reservation policy of the Government.

(ii) The computer begins allotment with the Special Category seat for Physically Disabled category for MBA / MCA / M.E. /M.Tech courses.

a. The order of seat allotment process is as follows:

- i) For ME / M.Tech / M.Arch / MBA (Infrastructure Management) courses.
- ii) For MCA Course.
- iii) For MBA and PGDM courses.

**i) For ME / M.Tech / M.Arch / MBA (Infrastructure Management) courses.**

1. In the case of **M.E. / M.Tech./ M.Arch / MBA** (Infrastructure Management) (Full Time) courses, first seat will be allotted to **VALID GATE SCORE** candidates irrespective of the Karnataka or non-Karnataka. However, reservation is applicable only to those who become eligible as Karnataka candidates as per item 6 of Chapter - 1 of the PG CET-2013 brochure and the same is not applicable to Non-Karnataka **GATE** rank holders. Non-Karnataka GATE rank holders will be considered under Open / General Category.
2. After allotment of seats to eligible **GATE** rank holders is over, the seat that remains under General category, 90% of the seats are reserved for Karnataka Candidates and the remaining 10% for Non-Karnataka Candidates to the eligible **PGCET-2013** rank holders.

The procedure followed for allotment of seats shall be as follows:

**Selection of seats for M.E. / M.Tech/ M.Arch / MBA (Infrastructure Management) Full Time / Part Time Course:**

- a) Seat allotment for **GATE** Candidates: As per the seat matrix issued by the Government, allotment of seats shall be held for all GATE candidates from GATE Rank List (Full Time and Part Time).
- b) Seat allotment for **PGCET-2013** Candidates: The seats remaining vacant after allotment of seats to the GATE candidates shall be offered to candidates who will become eligible in PGCET-2013. (Full time and Part time).

The ME / M.Tech / M.Arch / MBA (Infrastructure Management) seats pertaining to all reserved categories, Ex-Defence and General Merit students will be offered in this stage at once. All eligible ME / M.Tech / M.Arch / rank holders including the candidates, who have allotted seats under the Physically Disabled, will also be considered for allotment of ME / M.Tech / M.Arch / seats in accordance with their ranks and options.

#### **Allocation of Seats for MBA and MCA courses:**

There will be both General & Reserved Category seats under Government Seats and only General Category Seats under Management Seats (surrendered by Private Unaided Institutions, if any),

(1) The General Category and Reserved Category seats under Government Seats shall be allotted to only those candidates who becomes eligible as Karnataka candidates as per item 6 of Chapter - 1 of the brochure.

(2) The General category seats under Management Seats shall be allotted to both Karnataka and Non Karnataka candidates.

#### **ii) For MCA Course**

The MCA seats pertaining to all reserved categories, Ex-Defence and General Merit students will be offered in this stage at once. All eligible MCA rank holders including the candidates, who have allotted seats under the Physically Disabled and ME / M.Tech courses will be considered for allotment of seats in accordance with their ranks.

#### **iii) For MBA Course**

The MBA seats pertaining to all reserved categories, Ex-Defence and General Merit students will be offered in this stage at once. All eligible MBA rank holders including the candidates, who have selected seats under the Physically Disabled or MCA or ME / M.Tech seats will also be considered for allotment of MBA seats in accordance with their ranks.

- a. **General Merit category candidates will be considered only in the General Merit quota. The rank list will be invariably followed for allotment of seats. All Reserved category candidates will first be considered for allotment in General Merit as per their merit and rank and as per**

the options given by them. After the General Merit seats are exhausted the candidate belonging to the respective categories will be allotted the seats in their respective category as per their rank and as per the options given by them.

- b. Reserved candidates will be first allotted in General Merit Category and respective general of the reserved category.
- c. While allotting to Special Category candidates namely, Ex-Defence, first allotment will be made under General Merit category as per their ranks, if the seat is not available in GM, then it will be allotted in the respective reserved category if seats are available and then finally the seats will be allotted under Special Category if seats are available in the order of merit.

**FLOW CHART FOR ADMISSION ROUND**



**ILLUSTRATION FOR ALLOTMENT OF SEAT (FOR THE BENEFIT OF THE CANDIDATES)**

After the verification of documents and excising options by the candidate the seats will be allotted as in previous years in two rounds i.e., (1) Admission Round (2) General Casual Vacancy Round

The following system will be followed for allotment of seats. Here is a sample illustration of choice of options by a candidate:

**CASE1:**

Name of the candidate: Raju

Category: GM M.Tech Rank: 1200 MBA: 4000

In this case the candidate has given the following options. (It is only an Example)

Priority Number	Options
-----------------	---------

Option 1	M.Tech
Option 2	M.Tech
Option 3	M.Tech
Option 4	MBA
Option 5	MBA
Option 6	M.Tech
Option 7	M.Tech
Option 8	MBA
Option 9	M.Tech

The computer starts M.Tech seat allotment with Rank 1. Then after completing allotment till rank 1199, it reaches rank 1200. Raju's M.Tech rank is 1200. Option number 1 is not available. Similarly option number 2, option number 3 is not available as the candidate above his rank has already been allotted and no vacancy exists. The next option is 4 which is MBA, hence it is not considered in this stage. Next option is also MBA which is also not considered for allotment. The 6<sup>th</sup> Option is M.Tech so it will be considered for allotment and the 6<sup>th</sup> option is available computer will allot the seat under M.Tech to this candidate and the options below 6<sup>th</sup> will not be considered for future allotment. (Options below will be freed)

**CASE2:** (It is only an Example)

Name of the candidate: Syed Category : 2B - MCA Rank : 1450 – MBA - 1340

Priority Number	Options
Option 1	MCA
Option 2	MCA
Option 3	MCA
Option 4	MCA
Option 5	MCA
Option 6	MCA
Option 7	MBA
Option 8	MCA
Option 9	MBA

The candidate is considered as per his rank and as per his options in the order of priority mentioned by the candidate. The computer starts MCA allotment with Rank 1. Then after completing allotment till rank 1449, it reaches rank 1450. Syed's MCA rank is 1450 and hence option number 1 is not available. Similarly option number 2 is not available as the candidate above his rank has already been allotted and no vacancy exists. Likewise it goes up to the option 6 by checking the vacancy. The next option is 7 and the option is MBA which will not be considered at

this stage. Therefore the computer move on to the next option i.e., option number 8 and the seat is available. Hence the computer will allot option number 8 to the candidate.

**CASE3:** (It is only an Example)

Name of the candidate: Peter Category: GM - MBA Rank : 150 –

Priority Number	Options
Option 1	MBA
Option 2	MBA
Option 3	MBA
Option 4	MBA
Option 5	MBA
Option 6	MBA
Option 7	MBA
Option 8	MBA
Option 9	MBA

The candidate is considered as per his rank and as per his options in the order of priority mentioned by the candidate. The computer starts MBA allotment with rank 1. Then after completing till rank 149, it reaches to 150. By checking the each options entered by him the computer will reach upto option number 8. Since all the seats up to option 7 have already been allotted to the higher rank holders there are no seats available. Therefore the computer considers the 8<sup>th</sup> option and allot the seats as per his merit.

The same procedure is followed for all the eligible rank holders from 1 to last rank. Then the computer starts M.Tech seat allotment. Again the same procedure will be adopted for seat allotment. Each stage is known as one iteration. Therefore there may be many iterations in one round. The iteration will stop when the seats are exhausted or the choice of the candidate is over. By this method the candidate gets the best of the best seat as per his choice and options and as per his rank. The candidate can track the allotment of seats in every iteration stage.

There are few candidates who have got ranks in multiple disciplines, like ME and MBA or MBA and MCA. While allotting the seats at each stage the computer will check the previous allotment and if seats are already allotted to a particular candidate, then while allotting the seat to a different discipline as per the merit the seat allotted earlier will be cancelled automatically and the same seat will come back to the seat matrix pool and it will be offered to the candidates as per the merit.

**Summary:**

This illustrates that at each stage, the options are getting shrunk before moving to the next stage, if seats are allotted. If seats are not allotted, the options list remains unchanged.

The seats which are returned back to seat matrix in the process of allotment stages will be allotted to the next candidate as per rank and options. This way there will be a number of iterations till the

candidate gets the best seat of his choice governed by rank. This means, the system halts allotment when no seats are available for a candidate as per his options.

All the stages taken together as detailed above will form one round and the stages mentioned above, are known as iteration stage. The iteration stage in each round will go on as long as the choice of the candidate is not fulfilled or the availability seat is not exhausted. However it is possible that if all seats are exhausted then a candidate might not be allotted a seat at all. Therefore it is very important to candidates to give their options/choices very carefully and after considerable thought and after discussing with their parents and elders. If by chance the options given by the candidate is not well thought he may lose a seat in a good college as he may not have given option for that particular college or would have given lower options. For example a candidate is interested in college A, but by mistake or by oversight he has given a lower preference for that college and has given higher preference for some other college. The computer then will allot a seat as per his rank and as per his higher priorities. In this way he may tend to lose a seat in the college of his choice merely because he has not given a correct priority of options.

After the entire iteration of all the discipline is complete the final list will be announced on the website. Therefore, many iterations may take place in one round as per the choice of the candidate and as per the availability of seats. The candidate can track down the movement of seats in the different iteration stages to satisfy himself that the best of the choices is allotted to him. Virtual tracking of the process of allotment by the computer can be viewed by the candidate after allotment. This ensures transparency in the entire allotment stage and KEA is known for its motto **Trust Through Total Transparency.**

### **GENERAL CASUAL VACANCY ROUND**

After completion of Admission Round seat allotment, all the unfilled seats, if any, will be offered as CASUAL VACANCIES. **Allotment of seats in Casual Vacancy Round will be that of the same with regard to order of allotment followed in the Admission Round.** After completion of Admission Round the seats which remain unfilled will be transferred to by following procedure which is explained as below:



### **PROCEDURE FOLLOWED FOR CONVERSION OF UNFILLED SEATS**

After completion of the Admission Round, the seats that remain unfilled under all the reserved categories along with unfilled special category seats, if any, will be converted to the General Merit category and offered to GM candidates along with all other reserved category candidates in the Casual Vacancy Round.

#### **IMPORTANT:**

This procedure of conversion of seats will be adopted before the commencement of Casual Vacancy Round. Further, if the reserved category candidates allotted with a General Merit / respective reserved category seat during the Casual Vacancy Round, then a reserved category seat becomes vacant. Such seats are treated as 'CONSEQUENTIAL CASUAL VACANCIES'. These consequential reserved category vacancies that arise during the Casual Vacancy Round will remain under the same categories and will be offered only to the candidates belonging to the same reserved categories.

### **IMPORTANT NOTE ON SEAT ALLOTMENT**

#### **(Admission round - General Casual Vacancy Round)**

After completion of the last date and time for entry of options, action will be taken to allot the seats in the order of merit and the priority of options entered by the candidates. Options entered by the candidates will be considered for allotment for both the rounds. Once the options are finalized by the candidates, the last saved options will be the basis for seat allotment. As per the procedure explained above, the seats will be allotted in continuous two rounds simultaneously by clubbing all the two rounds so that the candidates need not have to wait for all the two rounds to complete. Once the candidate enters the options before the last date and time the computer will take care to consider the options for allotment of a seat in the order of merit for all the two rounds. The two rounds are

#### **a. Admission Round**

First the seat will be allotted in the Admission Round in the order of merit and options entered by the candidates based on the seat matrix issued by the Government.

#### **b. General Casual Vacancy Round**

1. All un-allotted reserved category and Special Category seats at the end of Admission Round will be converted into GM and will be offered to all the candidates including reserved category candidates.
2. Consequential vacancies shall be maintained in the same category and offered to the respective category candidates only.
3. Even in this round also the same order of options entered by the candidates will be considered for allotment.

- i. The priority of options will remain the same even for this round also.
- ii. All the above higher order options will be considered for allotment of seats. Think that, If a candidate has been allotted a seat in the Admission round for his / her 115<sup>th</sup> option, all the above higher order options means, option number 1 to 114 will only be considered for allotment, if any of the options from 1 to 114 is available in the order of merit then computer will allot the seats to that candidate and automatically the earlier allotted seat will be cancelled and added to the seat matrix and it will be offered to the next candidate in the order of merit.
- iii. If a candidate fails to get any of the options from 1 to 114 then the seat allotted to him / her in earlier round for 115<sup>th</sup> option will remain with him / her.
- iv. Always, the computer moves towards upward directions so that the candidate will get the best of the best options entered by him / her. (Options 1 to Option 114)

All the above two rounds will be clubbed together and action will be taken to allot the seats in the order of merit and options entered by the candidates. Therefore all the candidates are advised to enter all the possible options and more number of options so that they will be placed in a better position in the order of merit.

The final list of the candidates who have been allotted in the Admission Round / General Casual Vacancy Round will be hosted on the website, and the candidates are requested to note the allotment of seats to them. The candidate here has 02 choices. The choices are: -

**Implication:**

Candidates who have been allotted seats in any discipline are required to pay the prescribed fees and should compulsorily report to the colleges on or before the last date mentioned in the admission order and should update the details through their log-In-Id to KEA or they lose their allotted seats. If they do not want this allotted seat, they should exercise Choice 2 and reject the allotment.

**POST SEAT ALLOTMENT PROCEDURE – CHOICES BEFORE A CANDIDATE**

**Choice 1:** Candidates who have been allotted seats in any discipline are required to pay the prescribed fees and should compulsorily report to the colleges on or before the last date mentioned in the admission order and should update the details through their

**log-In-Id to KEA or they lose their allotted seats.** The candidates should pay the prescribed fees by downloading the allotted details in the Helpline Centres, obtain the admission order and report to the college and immediately login to their Option Entry Log-In-Id and report to KEA that they have joined. If a candidate fails to report back to KEA that they have joined, then seat will be cancelled even though they might have physically joined.

Further any candidate who has paid the fees and obtained the Admission Order and fails to report to the College on or before the last date and time specified by KEA in the Admission Order, for such candidates no extension of time will be given and the allotment made in his favour shall be treated as Cancelled and he / she has no claim further on such allotment and they will not be considered for allotment of seats in the subsequent round. Such seats shall revert back to the pool and fee paid by them will be forfeited.

**Choice2:** Not satisfied with KEA allotted seat and candidate has got seat elsewhere, so candidate is **quitting** and not interested in the KEA allotted seats.

**NOTE:** If a candidate fails to exercise any of the above choices within the stipulated date and time then the seat allotted to such candidate stands cancelled automatically without any further notice in this regard and who will not be allowed to participate in further rounds.

It is the endeavor of the Government that no seat should mis-utilized as all seats under Government quota are subsidized for the meritorious students and will not be allowed to participate

#### **A NOTE ON REFUND AND FORFEITURE OF FEE**

- (1) If a candidate who has been allotted a seat in any discipline in the Admission Round and who has reported to the college, wishes to surrenders / cancel the seat before the last date notified for the commencement of the Casual Vacancy Round, the Executive Director, shall deduct **Rs.5,000/-** as processing fee and refund the remaining fee paid.
- (2) If a candidate who has been allotted a seat in any discipline in the Admission Round and who has reported to the college or not, surrenders the seat after the completion of Casual Vacancy Round, the Executive Director, shall forfeit the entire fee paid.

- (3) The candidate who surrenders the seat allotted in the Casual Vacancy Round, the Executive Director, shall forfeit the entire fee paid.
- (4) No surrender or cancellation of seat shall be accepted, unless the candidate surrenders the original admission order issued by the KEA and the original Bank Challan.
- (5) If a candidate does not surrender / cancel / fails to join the allotted college even after the completion of the Casual Vacancy Round the Executive Director, Karnataka Examinations Authority shall forfeit the entire fee amount paid by the candidates.
- (6) *If a candidate reports to the college and later on leaves the college he / she has to necessarily surrender the seat back to KEA only. It is the endeavor of KEA to see that subsidized Government Quota seats are accessible and available to all meritorious students. Hence failing to surrender the seat back to KEA will be viewed as a breach of contract and severe lack of social responsibility.*

Karnataka Examinations Authority wishes you the very best in your journey seeking career choices.

## STATE, DISTRICT AND TALUK CODES

### 1. STATE CODES

01 - KARNATAKA	12 - HIMACHAL PRADESH	24 - PUNJAB
02 - ANDHRA PRADESH	13 - JAMMU & KASHMIR	25 - RAJASTHAN
03 - ARUNACHAL PRADESH	14 - JHARKHAND	26 - SIKKIM
04 - ASSAM	15 - KERALA	27 - TAMILNADU
05 - BIHAR	16 - MADHYA PRADESH	28 - TRIPURA
06 - CHANDIGARH	17 - MAHARASHTRA	29 - UTTARAKHAND
07 - CHATTISGARH	18 - MANIPUR	30 - UTTAR PRADESH
08 - DELHI	19 - MEGHALAYA	31 - WEST BENGAL
09 - GOA	20 - MIZORAM	32 - ANDAMAN NICOBAR
10 - GUJARAT	21 - NAGALAND	33 - LAKSHA DWEEP
11 - HARYANA	22 - ORISSA	34 - OTHERS
	23 - PONDICHERRY	

### 2. DISTRICT CODES

01 - BANGALORE URBAN	11 - CHITRADURGA	21 - KOPPAL
02 - BANGALORE RURAL	12 - DAKSHINA KANNADA	22 - MANDYA
03 - BAGALKOT	13 - DHARWAD	23 - MYSORE
04 - BELGAUM	14 - DAVANGERE	24 - RAICHUR
05 - BELLARY	15 - GADAG	25 - RAMANAGARAM
06 - BIDAR	16 - GULBARGA	26 - SHIMOGA
07 - BIJAPUR	17 - HASSAN	27 - TUMKUR
08 - CHAMARAJANAGAR	18 - HAVERI	28 - UDUPI
09 - CHICKAMAGALUR	19 - KODAGU	29 - UTTARA KANNADA
10 - CHICKABALLAPUR	20 - KOLAR	30 - YADGIR

### 3. TALUK CODES

001 - AFZALPUR	061 - HALIYAL	120 - MUNDARGI
002 - ALANDA	062 - HANGAL	121 - MUNDAGOD
003 - ALUR	063 - HARAPANAHALLI	122 - MYSORE
004 - ANEKAL	064 - HARIHAR	123 - N. R. PURA
005 - ANKOLA	065 - HASSAN	124 - NAGAMANGALA
006 - ARASIKERE	066 - HAVERI	125 - NANJANAGUD
007 - ARAKALAGUD	067 - HIREKERUR	126 - NARAGUND
008 - ATHANI	068 - HIRIYUR	127 - NAVALAGUND
009 - AURAD	069 - HOLALKERE	128 - NELAMANGALA
010 - BADAMI	070 - HOLENARASIPURA	129 - PANDAVAPURA
011 - BAGALKOT	071 - HONNALI	130 - PAVAGADA
012 - BAGEPALLI	072 - HONNAVARA	131 - PERIYAPATNA
013 - BAGEWADI	073 - HOSADURGA	132 - PUTTUR
014 - BAILAHONGALA	074 - HOSAKOTE	133 - RAIBAG
015 - BANGALORE NORTH	075 - HOSANAGAR	134 - RAICHUR
016 - BANGALORE SOUTH	076 - HOSPET	135 - RAMANAGARAM
017 - BANGALORE EAST	077 - HUBLI	136 - RAMADURG
018 - BANGARPET	078 - HUKKERI	137 - RANEBENNUR
019 - BANTWAL	079 - HUMNABAD	138 - RON
020 - BASAVAKALYAN	080 - HUNAGUND	139 - SAGAR
021 - BELGAUM	081 - HUNSUR	140 - SAKALESHPURA
022 - BELLARY	082 - INDI	141 - SANDUR
023 - BELTHANGADI	083 - JAGALUR	142 - SAVANUR
024 - BELUR	084 - JAMAKHANDI	143 - SEDUM
025 - BHADRAVATHI	085 - JEWARGI	144 - SHAHAPUR
026 - BHALKI	086 - KADUR	145 - SHIGGAON
027 - BHATKAL	087 - KALGHATAGI	146 - SHIKARIPUR
028 - BIDAR	088 - KANAKAPURA	147 - SHIMOGA
029 - BIJAPUR	089 - KARKALA	148 - SHIRAHATTI
030 - BILAGI	090 - KARWAR	149 - SHORAPUR
031 - BYADAGI	091 - KHANAPUR	150 - SIDDAPUR
032 - CHIKKANAYAKANA HALLI	092 - KOLAR	151 - SHIDLAGHATTA
033 - CHALLAKERE	093 - KOLLEGALA	152 - SINDAGI
034 - CHAMARAJANAGAR	094 - KOPPA	153 - SINDHANUR
035 - CHANNAGIRI	095 - KOPPAL	154 - SIRA
036 - CHANNAPATNA	096 - KORATAGERE	155 - SIRAGUPPA
037 - CHANNARAYAPATNA	097 - KRISHNARAJANAGAR	156 - SIRSI
038 - CHICKAMAGALUR	098 - KRISHNARAJA PET	157 - SOMWARPET
039 - CHICKABALLAPUR	099 - KUDLIGI	158 - SORAB
040 - CHIKKODI	100 - KUMTA	159 - SOUNDATTI
041 - CHINCHOLI	101 - KUNDAPUR	160 - SRINGERI
042 - CHINTAMANI	102 - KUNDAGOL	161 - SRINIVASAPURA
043 - CHITTAPUR	103 - KUNIGAL	162 - SRIRANGAPATNA
044 - CHITRADURGA	104 - KUSHTAGI	163 - SULLIA
045 - DAVANGERE	105 - LINGASUGUR	164 - T. NARASIPURA

046 - DEVADURGA	106 - MADDUR	165 - TARIKERE
047 - DEVANAHALLI	107 - MADHUGIRI	166 - THIRTHAHALLI
048 - DHARWAD	108 - MADIKERI	167 - TIPTUR
049 - DODDABALLAPUR	109 - MAGADI	168 - TUMKUR
050 - GADAG	110 - MALAVALLI	169 - TURUVEKERE
051 - GANGAVATHI	111 - MALUR	170 - UDUPI
052 - GOKAK	112 - MANDYA	171 - VIRAJPET
053 - GOWRIBIDANUR	113 - MANGALORE	172 - YADGIR
054 - GUBBI	114 - MANVI	173 - YELANDUR
055 - GUDIBANDE	115 - MOLAKALMURU	174 - YELBURGA
056 - GULBARGA	116 - MUDDEBIHAL	175 - YELLAPUR
057 - GUNDLUPET	117 - MUDHOL	176 - ZOIDA
058 - HAGARI BOMMANAHALLI	118 - MUDIGERE	
059 - H. D. KOTE	119 - MULABAGAL	
060 - HADAGALI		

### APPENDIX - SPECIMEN OF PRESCRIBED FORMATS

<p><b>PROFORMA for study certificate</b></p> <p>NAME, FULL POSTAL ADDRESS &amp; TELEPHONE NUMBER OF THE INSTITUTION.</p> <p style="text-align: right;">Date .....</p> <p><i>This is to certify that Sri. / Kum. .... S/o / D/o ..... has studied from ..... standard to ..... standard in our institution from ..... to ..... academic years.</i></p> <p><i>The mother tongue of the candidate is ..... as per the Admission register of the institution.</i></p> <p><i>The above details are true and correct to the best of my knowledge.</i></p> <div style="display: flex; justify-content: space-between; align-items: center;"> <div style="text-align: center;">  <p>(Name in Block letters.....)</p> </div> <div style="text-align: right;"> <p>Signature of Head of the institution</p> </div> </div>
<p><b>COUNTER SIGNED BY ME</b></p> <p>Address, Seal &amp; Office Telephone Number of the Block Educational Officer / DDPI.</p>

**SPONSORSHIP CERTIFICATE (FOR FULL-TIME PROGRAM)**

This is to certify that Sri / Smt / Kum \_\_\_\_\_ is working in this organization as a permanent employee and presently holding the post as \_\_\_\_\_. He / she joined this organization on \_\_\_\_\_. He / she has been granted \_\_\_\_\_ years study leave and he / she will be paid full salary by us. The candidate is working in this organization and will not be withdrawn from the course till the completion of the course. This certificate is issued for the purpose of admission to ME / M.Tech / M.Arch course for the year PGCET-2013 under Sponsor Quota.

Organization: Government:     Semi Government:     Private:

Firm Registration No. \_\_\_\_\_

Date:

Place:

Signature Of The Sponsoring Authority With Seal

**WORKING EXPERIENCE CERTIFICATE (FOR PART-TIME PROGRAM)**

This is to certify that Sri / Smt / Kum \_\_\_\_\_ is working in this organization as a permanent employee and presently holding the post as \_\_\_\_\_. He / she joined this organization on \_\_\_\_\_. He / She has \_\_\_\_\_ years and \_\_\_\_\_ months of experience in this organization. Further this organization has NO OBJECTION for Sri / Smt / Kum \_\_\_\_\_ joining to PART TIME MBA / ME / M.Tech / M.Arch course for the year PGCET-2013. The said candidate is permitted to join the course immediately, if allotted and will be allowed to be present at the college as required by the academic schedule for a period of three years will be considered in service till the completion of the course.

Organization: Government:     Semi Government:     Private:

Firm Registration No. \_\_\_\_\_

Date:

Place:

Signature of the Institution / Organization With Seal

NOTE: A candidate after obtaining the degree must have worked for not less than three years before the issue of notification for the relevant year, in an establishment and must be working in an organization situated within a radial distance of 40 km from the institution in which the candidate seeks admission.